

Second
Edition

Pockets 1



zabankadeonline.com
Mario Herrera

Barbara Hojel

Pockets 1

Second
Edition



Mario Herrera Barbara Hojel



Pockets 1, Second Edition

Copyright © 2009 by Pearson Education, Inc.
All rights reserved.

No part of this publication may be reproduced, stored in a retrieval system, or transmitted in any form or by any means, electronic, mechanical, photocopying, recording, or otherwise, without the prior permission of the publisher.

Pearson Education, 10 Bank Street, White Plains, NY 10606

Staff credits: The people who made up the *Pockets, Second Edition* team, representing editorial, production, design, and manufacturing, are Rhea Banker, Iris Candelaria, Tracey Munz Cataldo, Christine Edmonds, Johnnie Farmer, Nancy Flaggman, Yoko Mia Hirano, Christopher Leonowicz, Judy Li, Linda Moser, Barbara Sabella, Susan Saslow, and Mairead Stack.

Text design: Tracey Munz Cataldo

Text composition: TSI Graphics

Text font: Frutiger Bold

Illustrations: Luis Briseno, Luis Montiel, Mari Rodriguez, and Hugo Miranda Ruiz

Photos: Page 48 (family photos) by Alison Austin; all other photographs by David Mager

PEARSON LONGMAN ON THE WEB

Pearsonlongman.com offers online resources for teachers and students. Access our Companion Websites, our online catalog, and our local offices around the world.

Visit us at pearsonlongman.com.

ISBN-10: 0-13-603898-0
ISBN-13: 978-0-13-603898-6

Printed in China (CTPS/05)
5 6 7 8 9 10 -13 12 11 10

Consultants and Reviewers

Claudia Abraham, Pekitas, Mexico City, Mexico • **Celina Aceves**, Instituto Miguel Ángel, Guadalajara, Mexico • **Laura Acosta**, Colegio Quetzal, Mexico City, Mexico • **Lilia Argumedo**, Colegio Guadalupe, Mexico City, Mexico • **Elvia Badillo Chávez**, Universidad Anáhuac, Facultad de Educación, Centro de Asesoría Pedagógica, Mexico City, Mexico • **Rosa María Buerba Villegas**, ICIF México-Universidad Anáhuac, Mexico City, Mexico • **Consuelo Cadena Soria**, Escuela Mexicana Americana, Mexico City, Mexico • **Olga Calva**, Colegio Británico, Mexico City, Mexico • **Jacqueline Castillo**, CIMAT, Mexico City, Mexico • **Yoon Joung Choi**, Ewha Language School, Seoul, Korea • **Alma Georgina Cruz**, Fernando R. Rodríguez, Mexico City, Mexico • **Ruth Cruz**, Colegio Carmel, Mexico City, Mexico • **María del Consuelo Durán**, Escuela Mexicana Americana, Mexico City, Mexico • **Rosario Escalada**, Universidad Motolinía, Mexico City, Mexico • **Blanca E. García Robledo**, Kinder John F. Kennedy, Guadalajara, Mexico • **Edgar García Ruvalcaba**, Escuela Bertha Von Glummer, Guadalajara, Mexico • **Mónica García**, Instituto Pierre Faure, Guadalajara, Mexico • **Antonietta González**, IFIMAC, Guadalajara, Mexico • **Jennifer Huerta**, Monte Rosa, Mexico City, Mexico • **Irma Isabel Izquierdo**, Colegio Leonardo Da Vinci, Cancun, Mexico • **Ruth Jasso Valtierra**, Colegio Victoria Tepeyac, Mexico City, Mexico • **Helen Jean**, Hansol GEN, EFL R & D Director, Seoul, Korea • **Ana Langarica Rentería**, Centro Escolar del Tepeyac, Mexico City, Mexico • **Eun-Mi Lee**, Mokdong SLP, Seoul, Korea • **Lorena Patricia Lizardo**, Centro Educativo los Pinos, Guadalajara, Mexico • **Laura López de la Vega**, Colegio Miraflores, León, Mexico • **María Inés López**, FORMUS, Monterrey, Mexico • **Juanita Elvira Marroquin**, Instituto Regiomontano, Monterrey, Mexico • **Lucy Miranda**, Liceo Mexicano, Monterrey, Mexico • **Gabriela Muela**, Instituto Olimpia, Monterrey, Mexico • **Aida Nájera**, Bernardo de Balbuena, Mexico City, Mexico • **Margarita Natera**, Colegio Hispano Inglés, León, Mexico • **Marcela Reyes**, Colegio Reims, Mexico City, Mexico • **Angélica Ríos**, Nanny, Mexico City, Mexico • **Mariana Serralde**, Centro Educativo Monteverde, Cancun, Mexico • **María Fernanda Torres Romero**, Escuela Mexicana Americana, Mexico City, Mexico • **Bertha Vázquez**, Latin American School, Monterrey, Mexico • **Lucy Vergara**, Colegio Andersen, Mexico City, Mexico

Pearson Longman would like to thank the following schools for piloting *Pockets, Second Edition*:

Colegio Anglo Francés, Monterrey, Mexico • **Colegio Cervantes Colonias**, Guadalajara, Mexico • **Colegio Euterpe**, Monterrey, Mexico • **Colegio Highlands**, Monterrey, Mexico • **Colegio Himalaya**, Monterrey, Mexico • **Colegio Hispanoamericano**, León, Mexico • **Colegio Isabel La Católica**, Monterrey, Mexico • **Colegio Mexicano**, Monterrey, Mexico • **Colegio Mi Pequeño Sol**, León, Mexico • **Colegio Miraflores**, León, Mexico • **Instituto Damicis**, Puebla, Mexico • **Instituto Godwin**, Mexico City, Mexico • **Instituto Kilimanjaro**, Monterrey, Mexico • **Instituto Leonés**, León, Mexico • **Instituto Mexicano Madero**, Campus Toledo, Puebla, Mexico • **Instituto Mexicano Madero**, Campus Zavaleta, Puebla, Mexico • **Instituto Miguel Ángel**, Guadalajara, Mexico • **Instituto Olimpia**, Monterrey, Mexico • **Irish Valley Preschool**, Monterrey, Mexico • **Kinder Andes**, Mexico City, Mexico • **Kinder Edelweiss**, Mexico City, Mexico • **Oak Hill CECVAC Preschool**, Monterrey, Mexico • **Oxford Preschool**, Mexico City, Mexico • **Pinecrest Institute**, Mexico City, Mexico

Child Reviewers

Emily Bupp (4 years old) • **Kyle Shigeo Frommer** (4 years old) • **Cole Nam** (3 years old) • **Carlos Portillo Vázquez** (3 years old) • **Karla Portillo Vázquez** (5 years old) • **Marlee Reinmuth** (5 years old) • **Melissa Rodino** (5 years old) • **Veronika J. Volcjak** (3 years old) • **Nina Marie Williams** (4 years old)

Contents

1	My Classroom	2
2	My Body	14
3	My Toys	26
4	My Family	38
5	Our Pets	50
6	My Clothes	62
7	Party Food	74
8	Around My Home	86
9	Nature Around Us	98

1




My Classroom

Listen and point. Say.





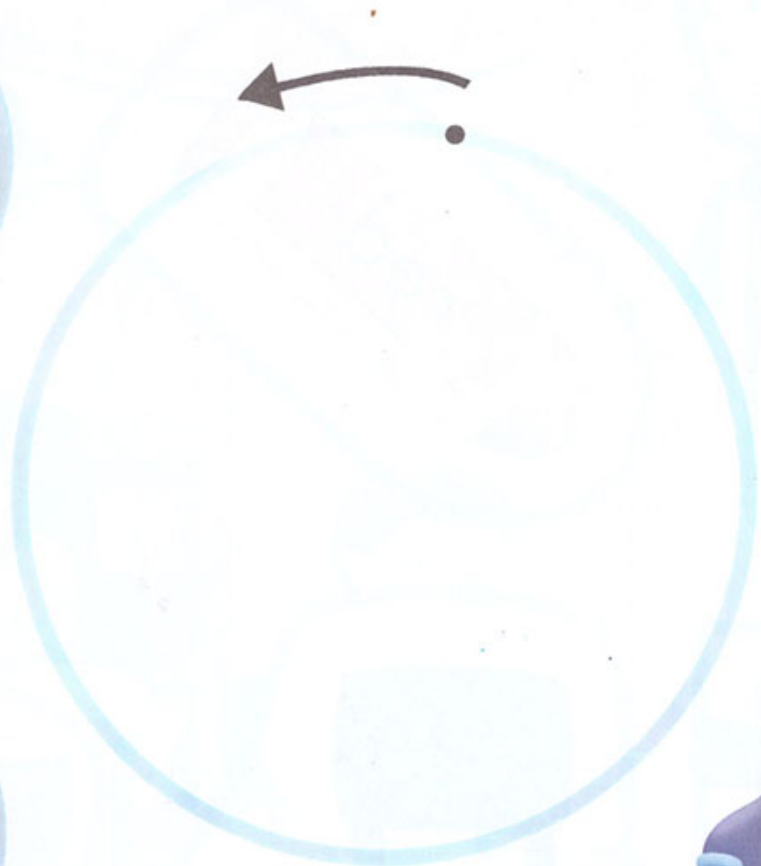
Listen, point, and say. Trace.



Presentation: glue, crayon, paper, door, chair, table





 Trace the circles. Find others.





Draw yourself in the classroom.




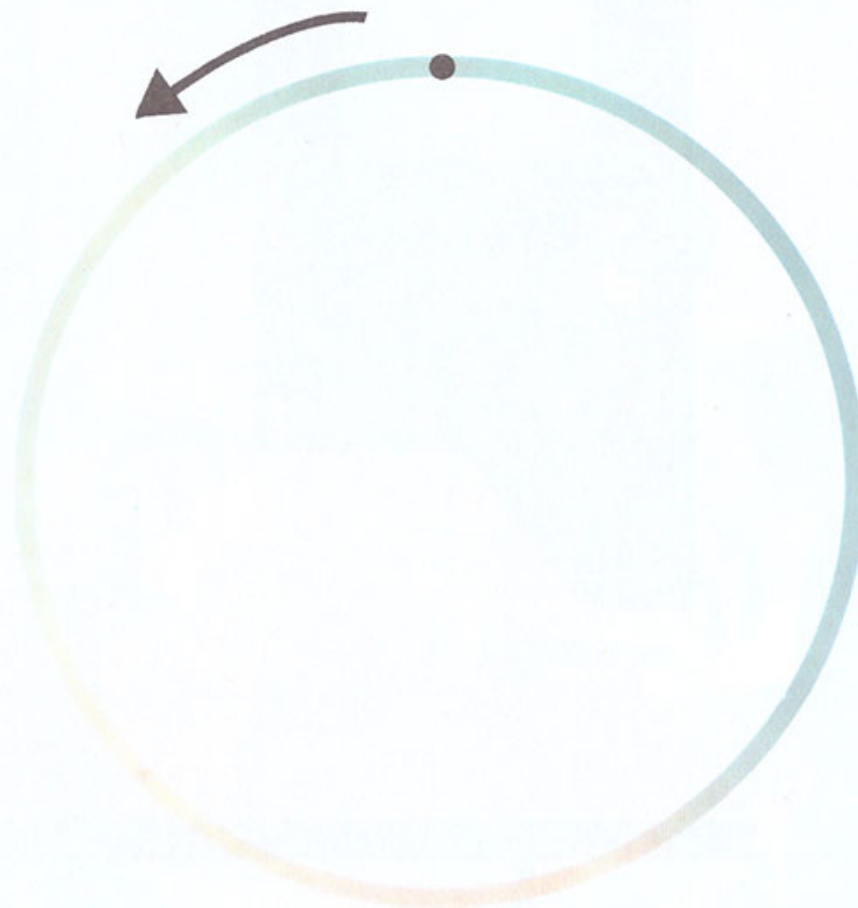


Stick and color.



Practice: red

 Trace and say.



Practice: circle





Paste and say.



Trace and say



زیانکده آنلاین



Application: Personalize with Punchouts



Let's read.




Yippee!

At School



Hi! My name is Kim.



Hi! My name is Alex.



Look! It's a
crayon.



It's red.



Give me the
glue, please.



Yes!



Color the picture frame.




Be Neat

Values



My Red Door

Draw and paste. Open and close.





Play and say. Stick.

Unit 1
GOOD
JOB!



2

My Body

Listen and point. Say.





Circle the body parts. Say.



Presentation: eyes, ears, nose, mouth, arms, legs

Find and point to the circles.






Trace. Draw your face.






Stick and color.





Trace and say.



Practice: blue



Paste and say.



zabankadeonline.com



This is fun!



Look! This is my nose.



Look! This is my mouth.



Look! These are my eyes.

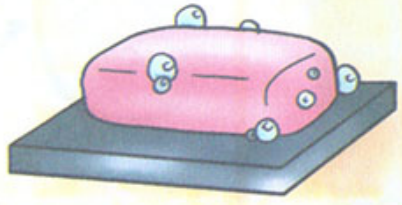


Look! These are my ears.



Trace and say.

Wash Your Hands

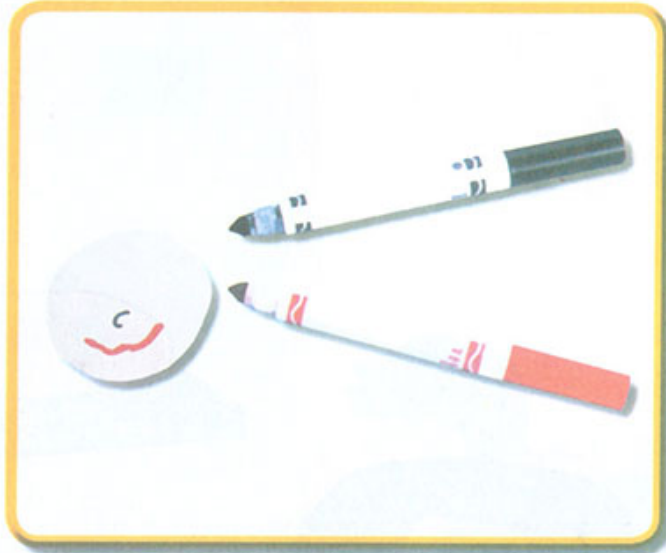


zabankadeonline.com

Application: Do What's Right

My Stick Puppet

Draw and paste.



 Point to the body parts and say. Stick.


Unit 2
GOOD
JOB!



3



My Toys

Listen and point. Say.





Listen, point, and say. Trace.



Presentation: boat, doll, game, puppet, teddy bear, train



Trace the squares.






Trace and say.




zabankadeonline.com





Stick and color.




 Trace the circles.





Paste and say.





Thank you, Mother!



My Teddy Bear



I love my teddy bear!



Oh no! My teddy is broken!



Don't cry.
I'll fix it!




OK.



Color the toys and say.

Share

Values



زبانکده آنلاین


Unit 3


35

Application: Do What's Right




My Bear

Fold, paste, and draw.



 Play and say. Stick.

Unit 3
GOOD
JOB!




Assessment

4


My Family

Listen and point. Say.





Listen, point, and say. Trace.



Presentation: *grandparents, mother, father, sister, brother, baby*



Trace the squares.





Trace. Point and say.



zabankadeonline.com





Stick and color.

Trace print and say





Say and color.



red

blue

yellow

red


blue

yellow

Practice: red, blue, yellow



Paste and say.



زبانکده آنلاین




This is the baby.




This is my father.



Hello!




This is my
brother.




Hello!



This is my
sister.



Hello!

 Paste paper on the frame.

Love Your Family



زبانکده آنلاین


Unit 4

47

Application: Do What's Right

My Family Album

Fold, paste, and draw.





Play and say. Stick.

Unit 4
GOOD
JOB!



Assessment

Unit 4
49

5

Our Pets



Listen and point. Say.



زبانکده آنلاین




Listen, point, and say. Trace.



Presentation: cat, dog, rabbit, turtle, fish, bird



Trace the triangles.





Draw a line and say.







Stick and color.





Trace and draw. Say.






Paste and say.



زبانکده آنلاین





Good-bye!

© Pearson Education, Inc. All rights reserved.



I Have a Pet



Hello, Sam. Look!
I have a dog.



Hello, Ann. Look!
I have a rabbit.



Hello, Ann. Hello, Sam.
Look! I have a cat.

 Circle the cat. Draw another pet.

Be Kind to Pets

Values



زبانکده آنلاین


Unit 5

59

Application: Do What's Right

My Rabbit


Use dough and make a pet.





Play and say. Stick.

Unit 5
GOOD
JOB!



Assessment

Unit 5
61

6

My Clothes

Listen and point. Say.





Listen, point, and say. Trace.



Presentation: T-shirt, pants, shoes, dress, jacket, pajamas




Trace the triangles. Find others.






Match the clothes and say.





Stick and color.





Trace and paste paper.



Practice: triangle



Paste and say.



زبانکده آنلاین



Thank you,
Mother!



You're
welcome.



The Red T-Shirt





Look, Mother!
I want a T-shirt!



 OK! Let's go in.



 Hello! What do you want?

 I want a red T-shirt, please.



Color the clothes and say.



My T-Shirt

Draw and paste.





Play and say. Stick.

Unit 6
GOOD
JOB!



Assessment

7



Party Food

Listen and point. Say.






Listen, point, and say. Trace.




Presentation: *cake, ice cream, pizza, sandwich, lemonade, orange juice*



Trace the rectangles. Find others.



Draw lines in color and say.



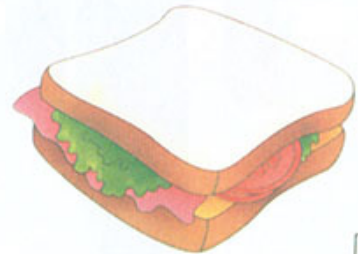



Stick and color.





Draw a line and say.





Paste and say.



Zabankadeonline.com




Good-bye,
Alex!
Thank you!



You're
welcome!



A Party



Hello! Let's have a party.





Look, pizza! Lemonade!



I like pizza!



I like
lemonade!



Paste paper on the frame.

Take Turns



زبانکده آنلاین


Unit 7

83

Application: Do What's Right

My Pizza




Draw and paste.





Play and say. Stick.

Unit 7
GOOD
JOB!



Assessment

8

Around My Home



Listen and point. Say.

zabankadeonline.com






Listen, point, and say. Trace.



Presentation: *swings, slide, tricycle, park, apartments, store*



Trace the rectangles. Find others.








Match and say.







Stick and color.





Draw a path. Say.



Practice: actions/neighborhood places



Paste and say.



زبانکده آنلاین


92

Application: Personalize with Punchouts



Thank you, Mother.
We like the park.

© Pearson Education, Inc. All rights reserved.



At the Park



Let's go to
the park.



Yes!
Yes!



I like the slide.



Whee!



**Let's go to
the swings!**



**Yes! I like
swings!**


TOYS

FOOD

Be Friendly





Trace and say "Hello."






Our Playground Picture

Draw and paste.



 Play and say. Stick.




Unit 8
GOOD
JOB!

9



Nature Around Us

Listen and point. Say.








Listen, point, and say. Trace.



Presentation: tree, grass, sun, flower, bugs, dirt





Trace and say.



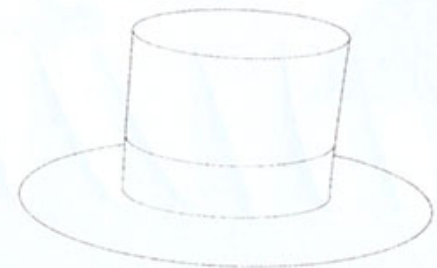


Trace and say. Paste paper.





Stick and color.






Trace the lines. Say.




Practice: ladybug, beetle



Paste and say.






 **Good-bye.**


© Pearson Education, Inc. All rights reserved.



 **Look!**

 **What's that?**

The Ladybug



 **It's a ladybug!**



 **I like ladybugs!**


 **Wow!**

Enjoy Nature

Values



Draw more grass and flowers.



زبانکده آنلاین


Unit 9

107

Application: Do What's Right

My Ladybug

Color and paste.





Point and say. Stick.

Unit 9
GOOD
JOB!



Assessment


Unit 9
109



زبانکده آنلاین

Pockets 1, Second Edition – Stickers

Unit 1
Page 6




Unit 2
Page 18




Unit 3
Page 30



Unit 4
Page 42



Unit 5
Page 54




Pockets 1, Second Edition – Stickers


Unit 6
Page 66



Unit 7
Page 78



Unit 8
Page 90



Unit 9
Page 102



Pockets 1, Second Edition – “Good Job!” Stickers





Pockets 1 Second Edition Punchouts

Unit 1
Page 8



Unit 2
Page 20





Zabankadeonline.com

Pockets 1 Second Edition Punchouts

Unit 3
Page 32



Unit 4
Page 44



Pockets 1 Second Edition Punchouts

Unit 5
Page 56



Unit 6
Page 68



Unit 7
Page 80



Pockets 1 Second Edition Punchouts

Unit 5
Page 56



Unit 6
Page 68



Unit 7
Page 80




زبانکده آنلاين

Pockets 1
Second Edition
Punchouts

Unit 8
Page 92



Unit 9
Page 104



Pockets 1

Second Edition



Reach into *Pockets, Second Edition*, for a happy, productive English classroom! This popular four-level course for children aged two to five features an easy-to-use, five-step pedagogy that supports language acquisition and skills development.

New to the second edition

- fun hands-on projects
- a values curriculum
- more math content
- dialogue-enhanced assessments
- photographs for a real-life connection
- student CD-ROMs
- new songs and chants
- a Reading and Writing Workbook with Teacher's Notes
- a new level for two-year-olds



Pockets Companion Website
<http://www.pearsonlongman.com/pockets>

Components

- Student Book with CD-ROM (Levels 2 and 3)
- Workbook with Songs and Chants CD
- Reading and Writing Workbook (one for program)
- Interleaved Teacher's Edition
- Class Audio CD
- Large-format Picture Cards
- Large-format Posters
- Teacher's Bonus Pocket (one for program)
- Mascot Puppet
- Video (DVD) with Guide
- Big Book with Teacher's Notes
- Companion Website



Zabankadeonline.com

After *Pockets*,
move on to *Backpack!*

