

Workbook

# Pockets

3

Second  
Edition



  
PEARSON  
Longman

Mario Herrera

Barbara Hojel

Audio CD  
included

[Zabankadeonline.com](http://Zabankadeonline.com)



# Workbook

# Pockets



Second  
Edition



Mario Herrera

Barbara Hojel



PEARSON  
Longman

[Zabankadeonline.com](http://Zabankadeonline.com)

**Pockets 3, Second Edition  
Workbook**

Copyright © 2009 by Pearson Education, Inc.  
All rights reserved.

No part of this publication may be reproduced, stored in a retrieval system, or transmitted in any form or by any means, electronic, mechanical, photocopying, recording, or otherwise, without the prior permission of the publisher.

Pearson Education, 10 Bank Street, White Plains, NY 10606

**Staff credits:** The people who made up the *Pockets, Second Edition* team, representing editorial, production, design, and manufacturing, are Rhea Banker, Iris Candelaria, Tracey Munz Cataldo, Christine Edmonds, Johnnie Farmer, Nancy Flaggman, Yoko Mia Hirano, Christopher Leonowicz, Judy Li, Linda Moser, Barbara Sabella, Susan Saslow, and Mairead Stack.

**Text design:** Tracey Munz Cataldo

**Text composition:** TSI Graphics

**Text font:** Frutiger Bold

**Illustrations:** Javier Montiel

**PEARSON LONGMAN ON THE WEB**

**Pearsonlongman.com** offers online resources for teachers and students. Access our Companion Websites, our online catalog, and our local offices around the world.

Visit us at **pearsonlongman.com**.

ISBN-10: 0-13-603929-4

ISBN-13: 978-0-13-603929-7

Printed in China (CTPS/05)

5 6 7 8 9 10 -V0H3-13 12 11 10

# Contents



<b>1</b> People at School .....	<b>2</b>
<b>2</b> I Am Healthy .....	<b>10</b>
<b>3</b> Making Toys .....	<b>18</b>
<b>4</b> Our Community .....	<b>26</b>
<b>5</b> Let's Go to the Farm .....	<b>34</b>
<b>6</b> What People Wear .....	<b>42</b>
<b>7</b> At the Restaurant .....	<b>50</b>
<b>8</b> Let's Go Somewhere .....	<b>58</b>
<b>9</b> Going Camping .....	<b>66</b>
<b>Extra Practice: Reading and Writing</b> .....	<b>74</b>
<b>Jolly Giraffe Puppet</b> .....	<b>93</b>



# 1


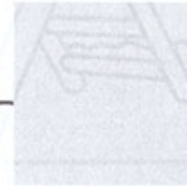
# People at School

Draw the missing people: *janitor, music teacher, principal.*






Cut and paste: gym teacher, cashier, gatekeeper, bus driver.







Draw the missing people: *gatekeeper*, *secretary*.





Count, draw, and trace.




= 10



= 3



= 5






= 7



= 9



Trace and say. Circle two more items that begin with the sounds: /l/ as in *lion*, /m/ as in *monkey*, /f/ as in *farmer*, and /s/ as in *secretary*.



Trace and write letters. Match big and small letters. Draw pictures.

F \_\_\_\_\_ L \_\_\_\_\_ M \_\_\_\_\_ S \_\_\_\_\_

s \_\_\_\_\_ f \_\_\_\_\_ l \_\_\_\_\_ m \_\_\_\_\_

Mm



Ss


Ff

Ll




# My Values

Who is cleaning up? Circle.



# People at School

Say who is missing in each space.





# 2

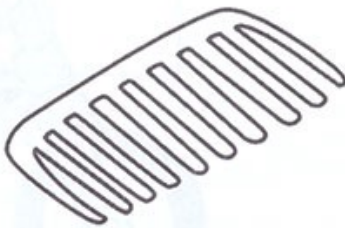
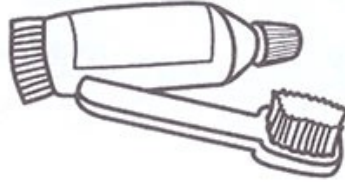
# I Am Healthy

Look. *What is clean?* Draw and say.





Say what he or she does *next*. Cut out, match, and paste the pictures.


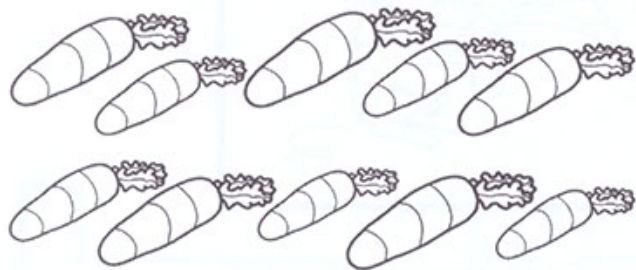


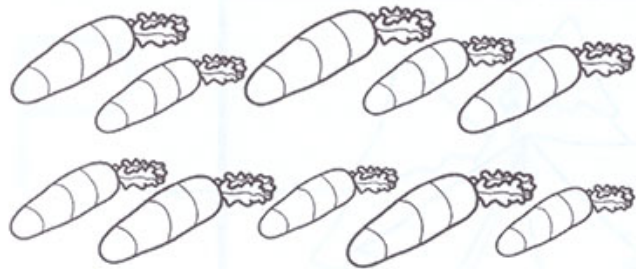




Draw children exercising. Say what each is doing.



Count and trace. Draw more fruit to match the numbers.



23



25



28



Trace and say. Circle other things that start with /p/, /t/, /n/, and /æ/. Count and trace.



Trace and write letters. Match big and small letters. Draw pictures.

P \_\_\_\_\_ T \_\_\_\_\_ N \_\_\_\_\_ A \_\_\_\_\_

n \_\_\_\_\_ p \_\_\_\_\_ t \_\_\_\_\_ a \_\_\_\_\_

Aa

Tt

Pp

Nn




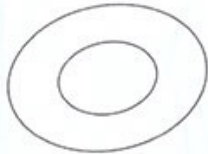
# My Values

Trace. Read.

a



a



# I Am Healthy

Say and draw what's missing in each picture. Say what each child is doing.

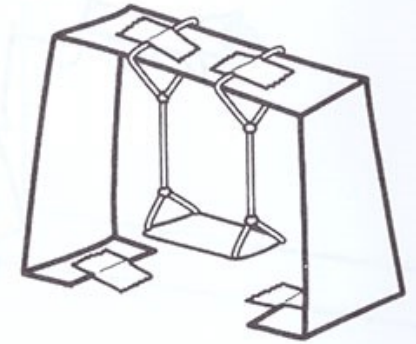
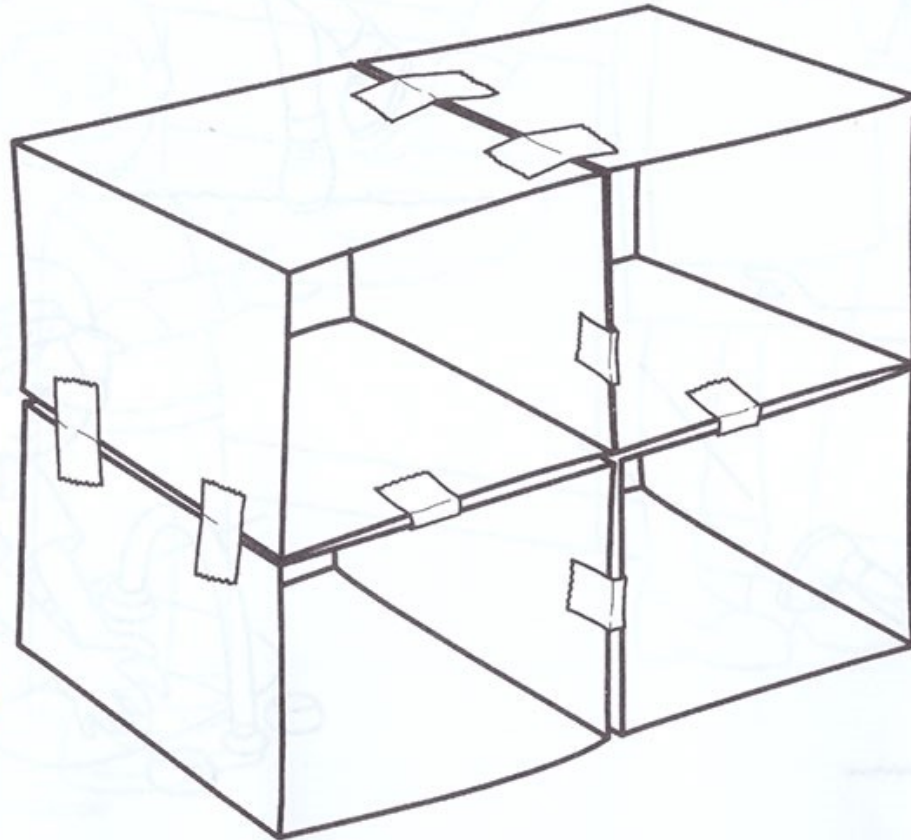





# 3

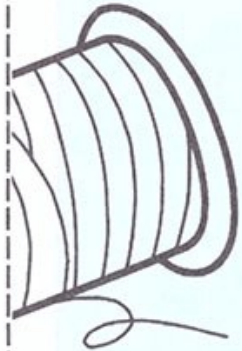
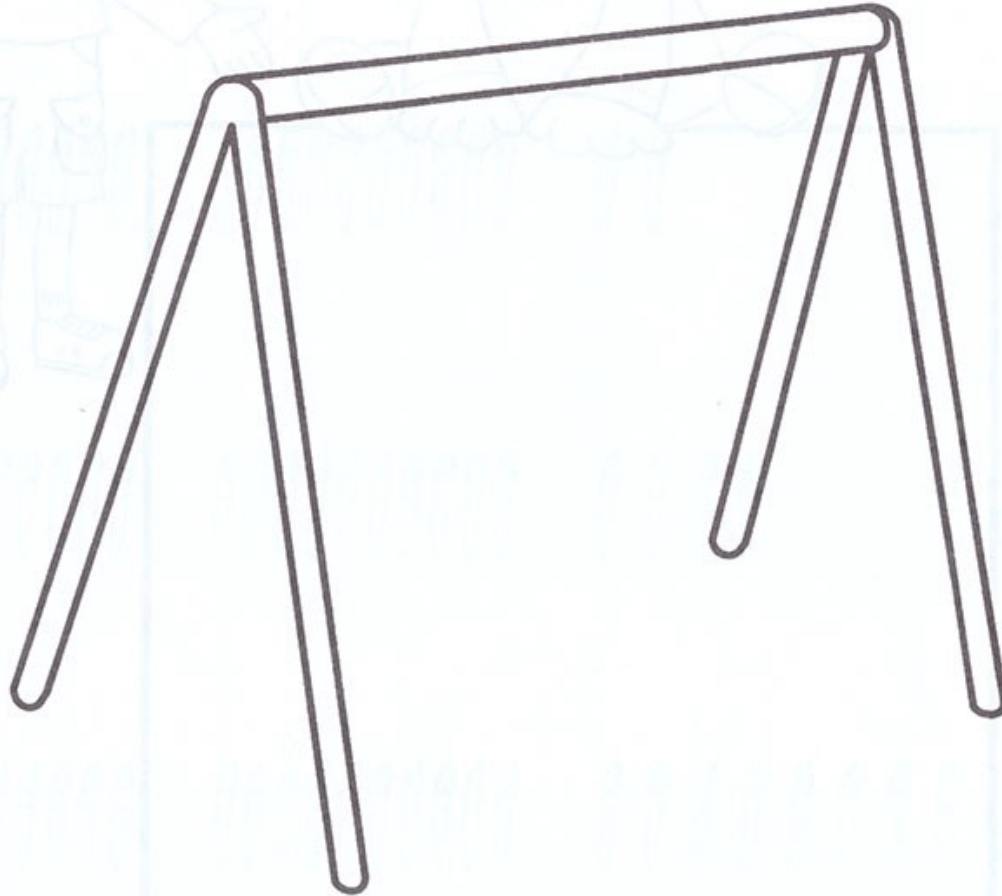
# Making Toys

Find the objects and color. Say.





Cut out and paste. Use tape and string to make the swing.

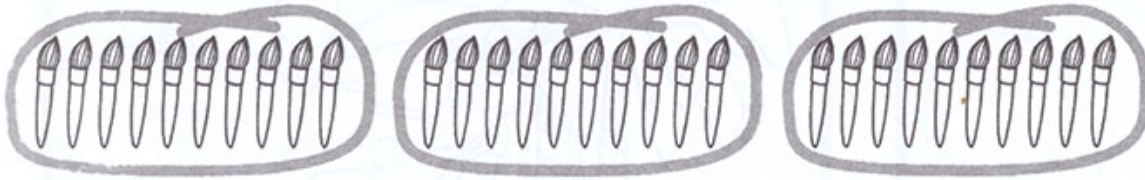




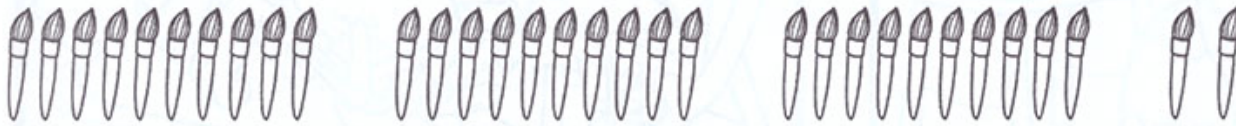
Draw something *big*. Draw something *small*.



Circle the sets of ten. Count and trace or write.



$$= \underline{30}$$



$$= \underline{\quad}$$




$$= \underline{\quad}$$



$$= \underline{\quad}$$



Trace and say. Circle something else that starts with /ε/ as in *envelope*, /a/ as in *ostrich*, /d/ as in *doctor*, and /g/ as in *guitar*.



Trace and write letters. Match big and small letters. Draw pictures.

G \_ \_ E \_ \_ O \_ \_ D \_ \_

o \_ \_ e \_ \_ d \_ \_ g \_ \_

Oo

Ee

Dd

Gg



# My Values



Who is wasteful? Circle. Read.



The  is painting.

# Making Toys

What do you need to make each object? Circle and say.





# 4

# Our Community


What do you need to make each...

Draw the missing people. Say.






Cut out and paste: *gardener, nurse, police officer, trash collector.*






Look and say. Draw a rabbit and a flower. Say.



Where is  
your rabbit?







Count and write the missing numbers. Trace and say.



41 42 43 44 45 46 47 48 49



Color one item that begins with /k/ as in *cat*, /ɪ/ as in *igloo*, /h/ as in *horse*, and /ʌ/ as in *underwear*.



Trace and write letters. Match big and small letters. Draw pictures.

H \_\_\_\_\_ C \_\_\_\_\_ U \_\_\_\_\_ I \_\_\_\_\_

u \_\_\_\_\_ i \_\_\_\_\_ c \_\_\_\_\_ h \_\_\_\_\_

Cc



Ii



Uu




Hh





# My Values




Draw cans on the shelf and read.



The  and  work together.

# Our Community

Draw the missing people. Say.






5

# Let's Go to the Farm


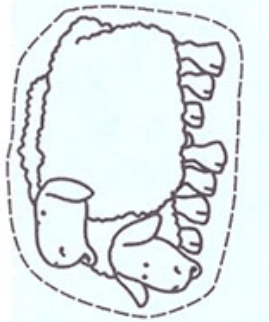
Draw five chicks.





Cut and paste. Say where the animals are.

Draw what farmers do in...

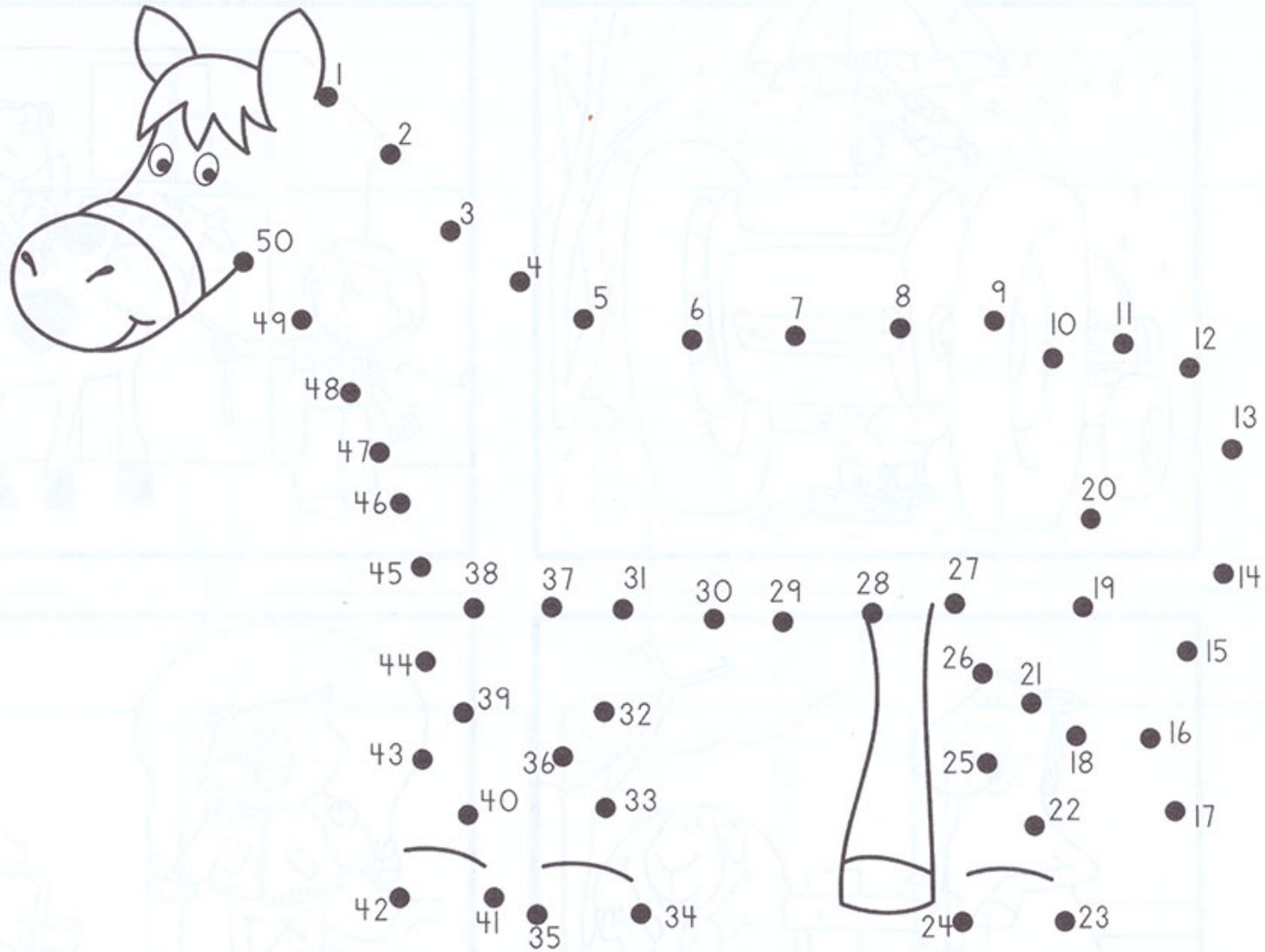




Draw what farmers do in the morning and at night.







Connect the dots in number order. Trace and say.



51 52 53 54 55 56 57 58 59



Circle one item that begins with /r/ as in *rain*, /b/ as in *barn*, /y/ as in *yarn*, and /j/ as in *jump rope*.



Trace and write letters. Match big and small letters. Draw pictures.

J \_\_\_\_\_ B \_\_\_\_\_ Y \_\_\_\_\_ R \_\_\_\_\_

r \_\_\_\_\_ y \_\_\_\_\_ j \_\_\_\_\_ b \_\_\_\_\_

Jj

Bb

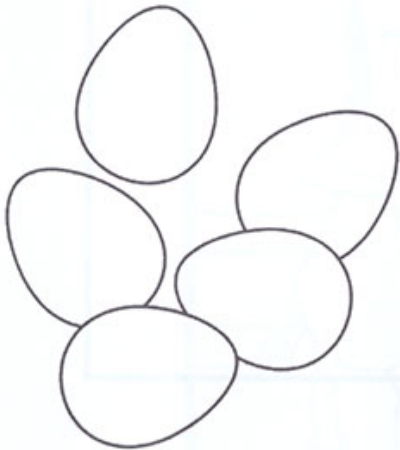
Yy

Rr






# My Values

What's missing? Match and say.



# Let's Go to the Farm

Draw the missing animals. Say.





# 6

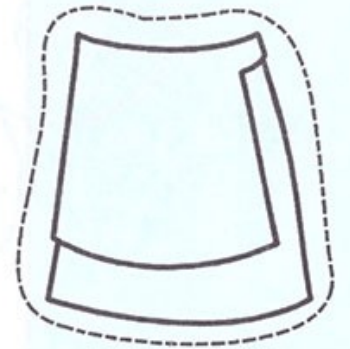
## What People Wear

Who wears the clothes? Draw lines. Say.





Cut and paste. Say what they are wearing.

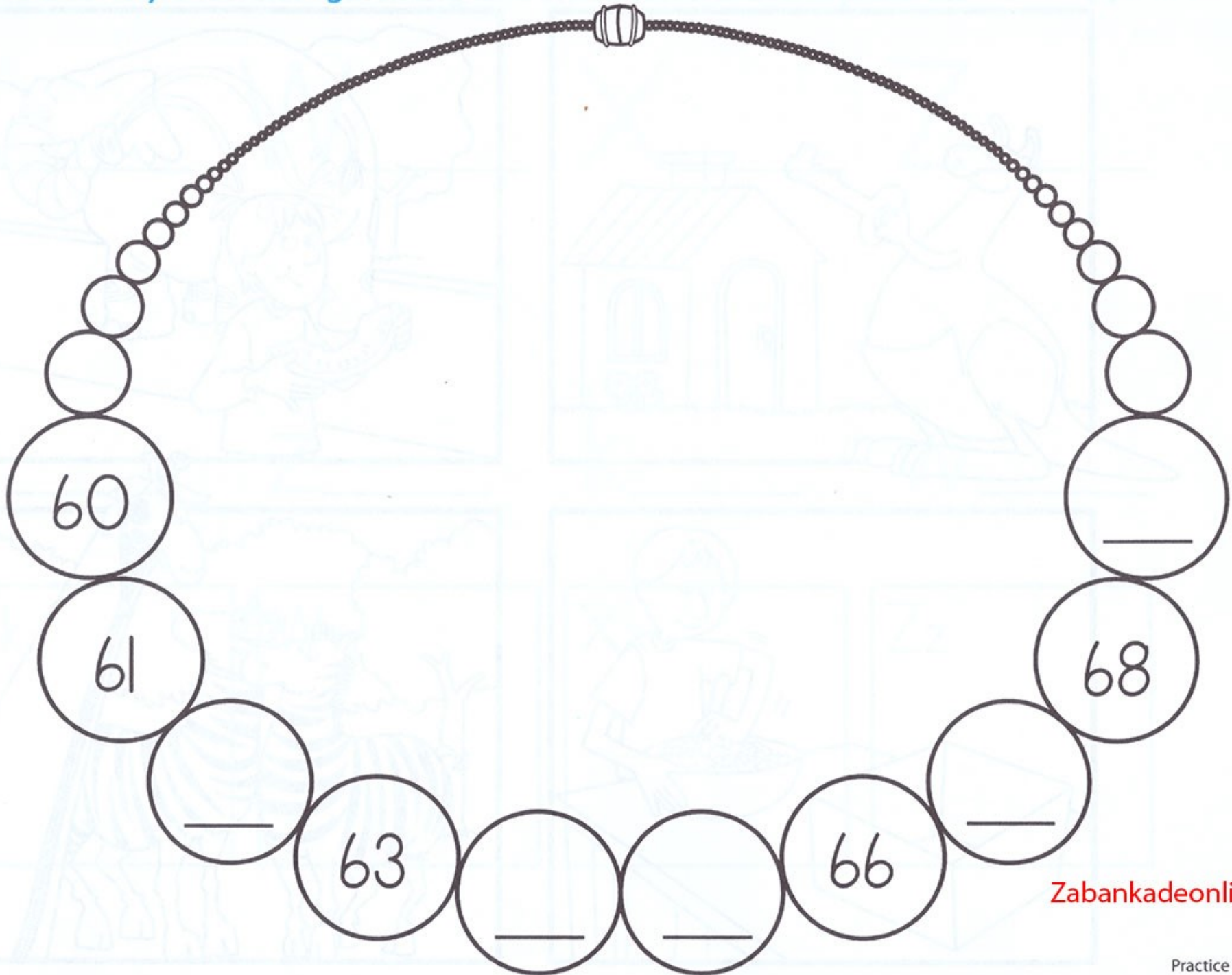




Draw a *bigger* sock. Draw a *smaller* shoe.







Write and say the missing numbers.





Circle items that begin with /k/ as in *key*, /w/ as in *watermelon*, /z/ as in *zipper* and end with /ks/ as in *mix*.



Trace and write letters. Match big and small letters. Draw pictures.

K \_\_\_\_\_ W \_\_\_\_\_ X \_\_\_\_\_ Z \_\_\_\_\_

x \_\_\_\_\_ z \_\_\_\_\_ k \_\_\_\_\_ w \_\_\_\_\_

Kk

Ww


Xx

Zz



# My Values

Color the uniforms. Read.



The  include the .

# What People Wear

Draw the other half of each person. Say what they are wearing.

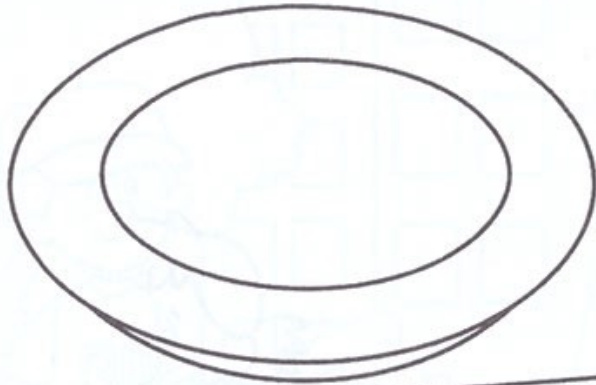





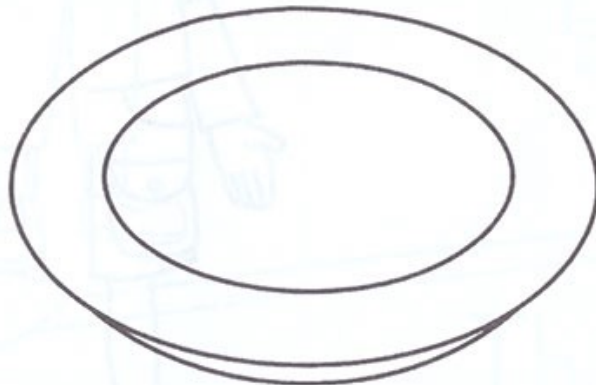
# 7

# At the Restaurant

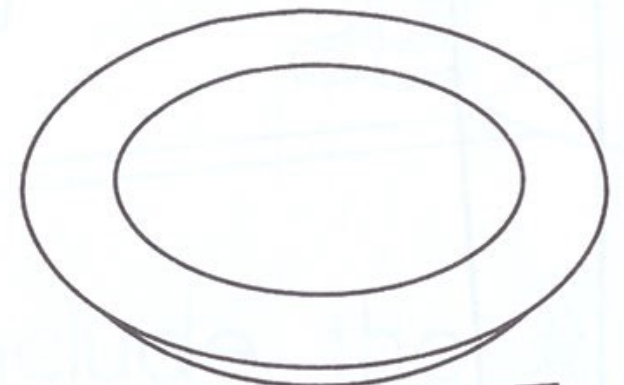
Match the foods. Draw the food on the plates. Say.



vegetables 




fruit 




desserts 

Cut and paste. Say what they are eating.





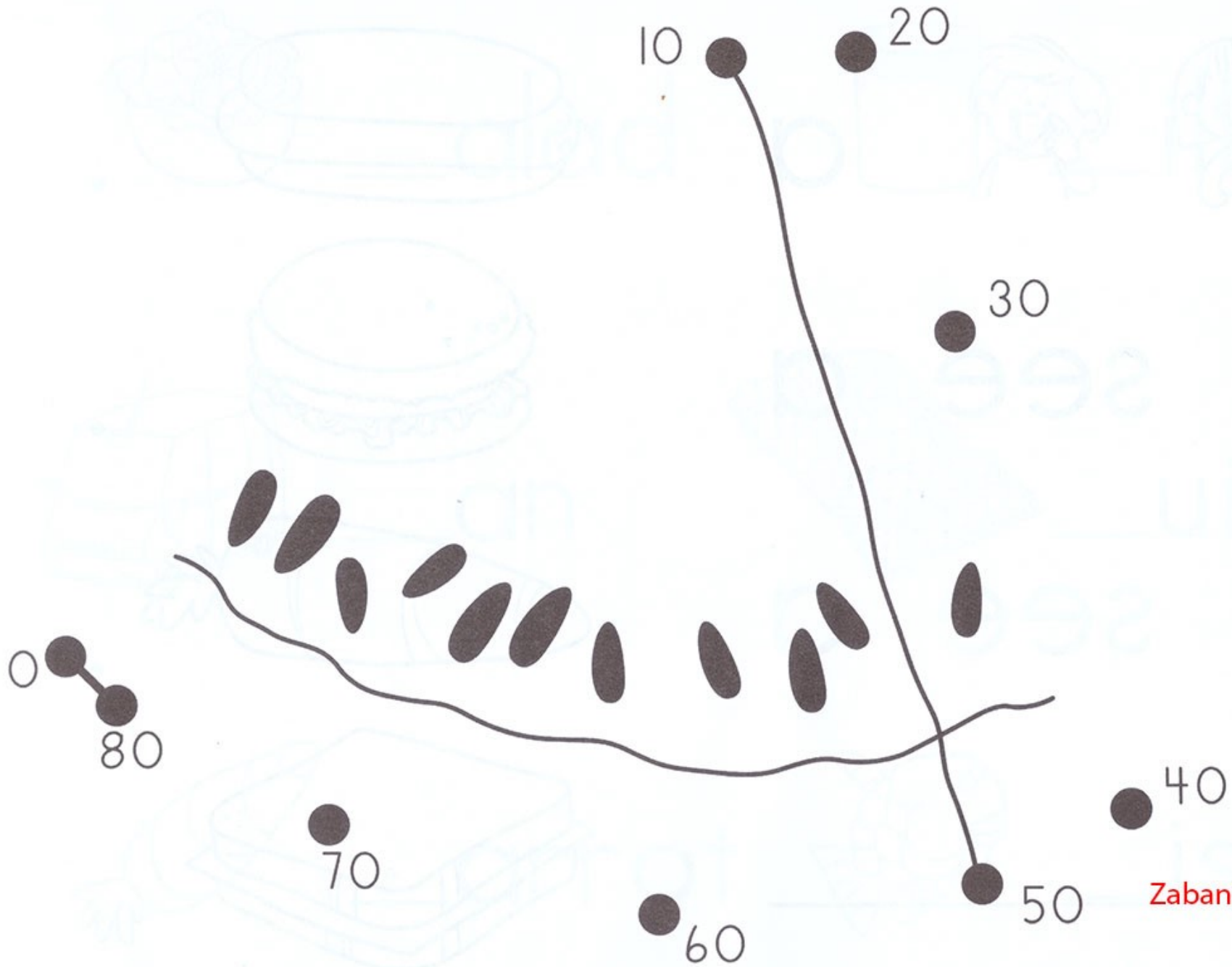
Circle the items that begin with /v/ as in *violin* and /kyu/ as in *queen*. Then trace and write the letters.



V \_ \_ v \_ \_

Q \_ \_ q \_ \_

Connect the dots by tens from 0 to 80. Name the food. Color.



Zabankadeonline.com

Practice



Look and read. Trace and read. Write and read.



a




.

I

see

a

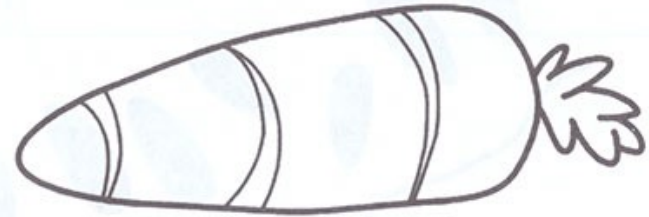


.

I

see

a



.



.

Say and write the letter.



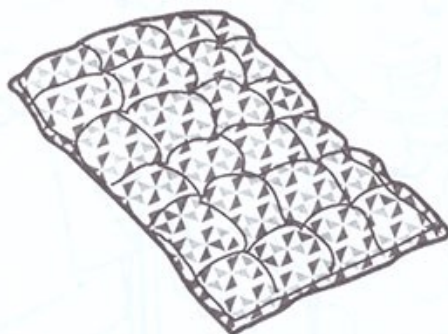
\_\_alad



\_\_ilk



\_\_an



\_\_uilt



\_\_arrot




\_\_ish



# My Values

Who is sharing? Circle. Read.







The  is sharing.

The  is not sharing.

# At the Restaurant

Color the crayons and food. Draw other foods that are the same color and say.






# 8

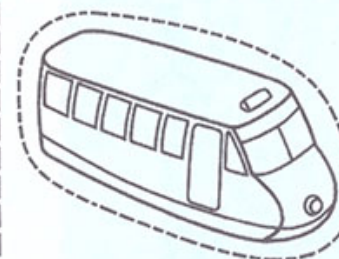

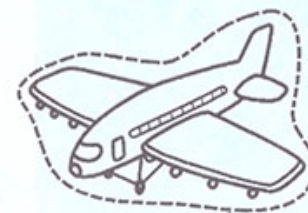

# Let's Go Somewhere

Find and color: *bus station, taxi stand, amusement park.* Say.





Color, cut out, and paste. Say where the *airplane*, *bus*, *train*, and *family* are going.





The family is going on vacation. Circle a vehicle.  
Draw where they are going *first*, *then*, *last*, and say.

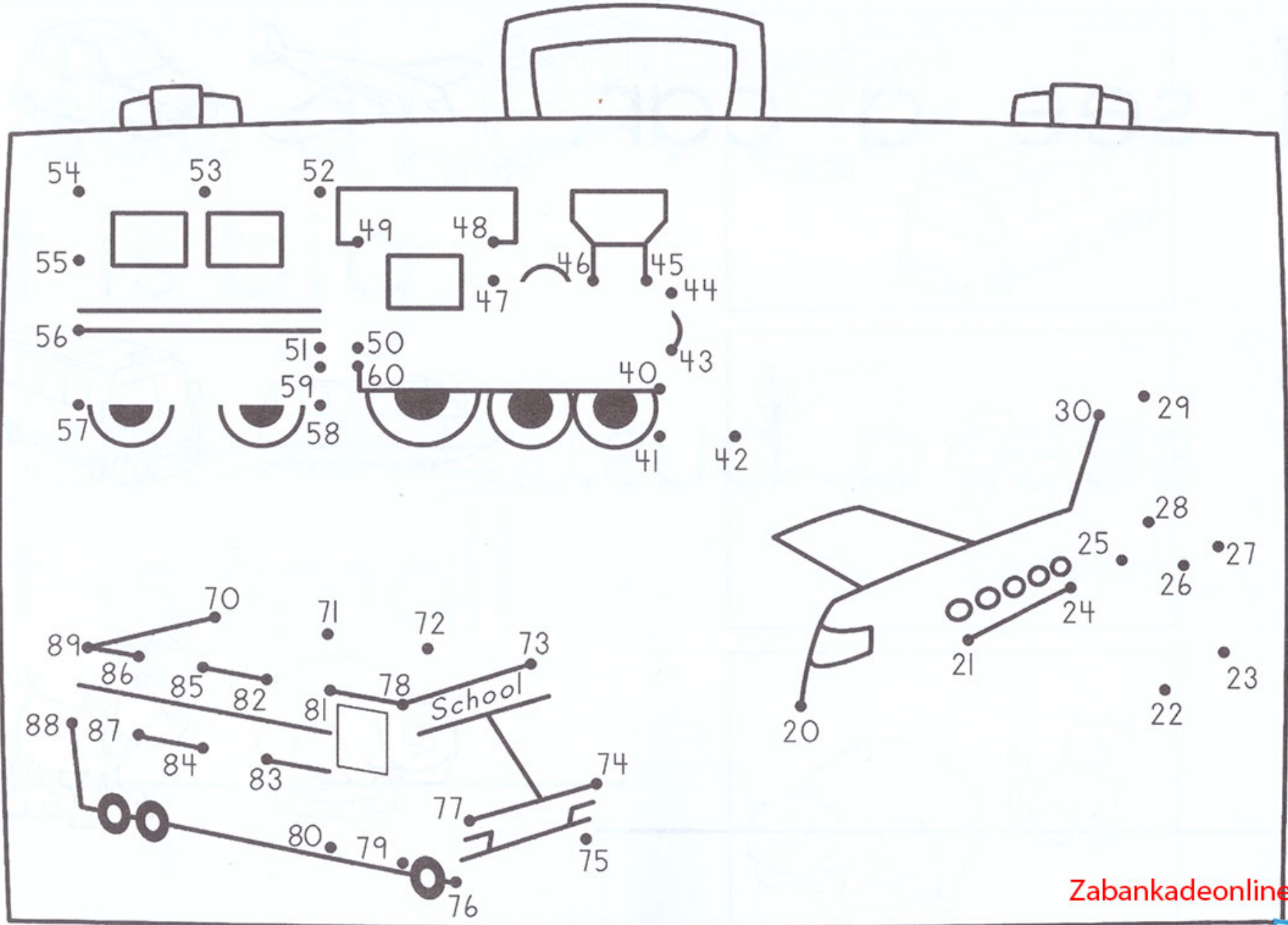


first

then

last

Connect the dots 20-30, 40-60, 70-89, and say.



Zabankadeonline.com

Practice



Read and circle. Trace, read, and circle. Write and circle.

I see a car.




I see a bus.





Read and circle. Trace, read, and circle. Write and circle.

I see a  
It is big.



I see a  
It is small.




---

---



# My Values

Who is careful? Circle. Read.



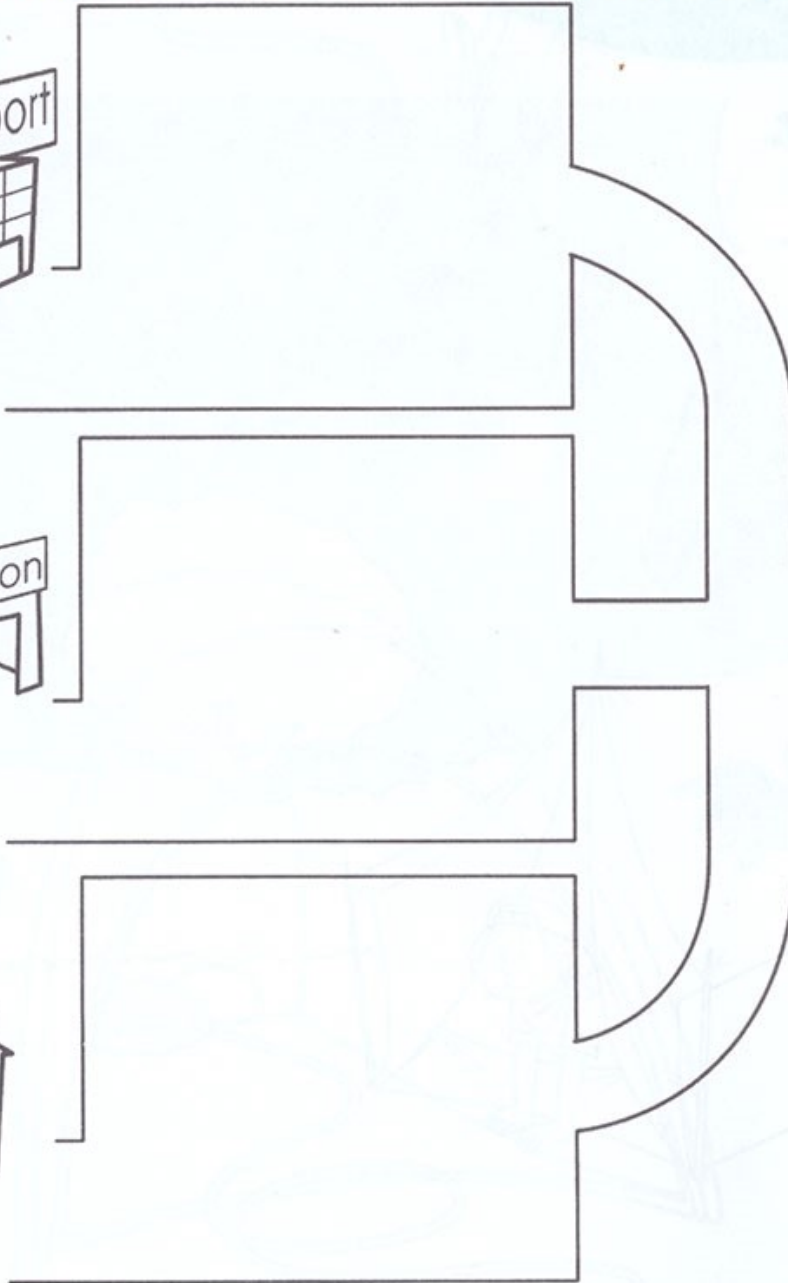
I see a  .

I see a  .

They are careful.

# Let's Go Somewhere

Draw vehicles. Then draw lines from vehicles to places. Say.





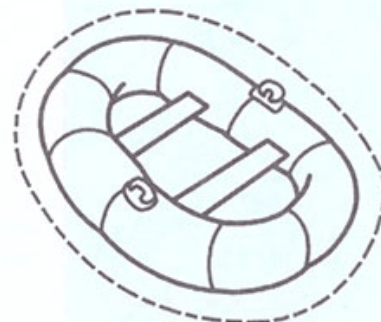
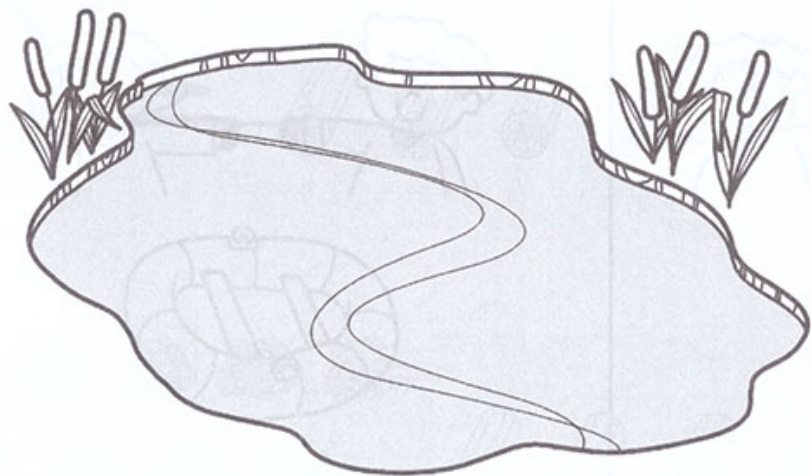
## 9

# Going Camping

Draw a campfire. Circle the flashlight, tent, bucket, rope, and rocks. Say.


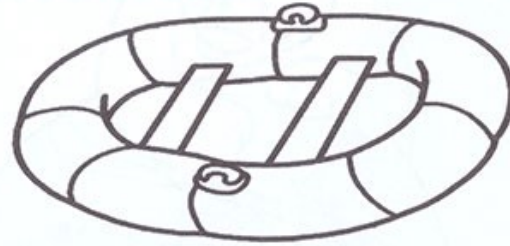



Cut and paste. Say where each item is: *in, in front of, on, next to.*





Think and draw *long* and *short* camping items.



Count and write. Trace and say.

$$10 = \text{10 logs} = \text{1 bundle of 10 logs}$$


$$\text{10 bundles of 5 logs} + \text{4 logs} = \underline{\hspace{2cm}}$$

$$\text{10 bundles of 5 logs} + \text{8 logs} = \underline{\hspace{2cm}}$$

91 92 93 94 95 96 97 98 99 100




Read. Trace and read. Write and read. Color the fish.

It is a  fish.

It is a  fish.

 \_\_\_\_\_.



Read, draw, and color.

What do you



?

I see a tent.  
It is yellow.





# My Values

Circle the water. Read.

Bring the water, please.




The



listen to their father.

# Going Camping

Follow the path. Say what the family is doing, using *first* and *then*. Draw and say what the family does *last*.





# Extra Practice: Reading and Writing





Cut out and match. Say.

F

M

S


L

f

m

s

l











Cut out and match. Say.

P

T

N


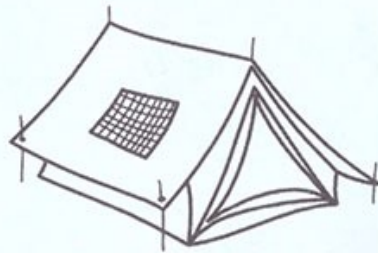
A

p


t

n

a









 Cut out and match. Say.

E

D

O

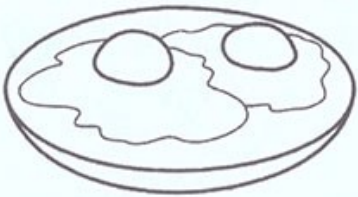

G

e

d

o

g









✂ Cut out and match. Say.

H

I

C


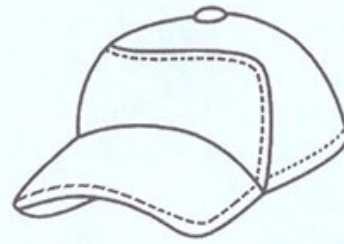
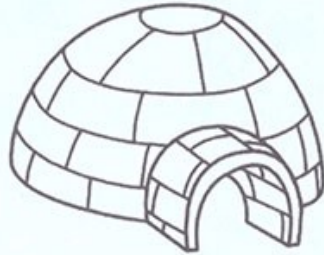
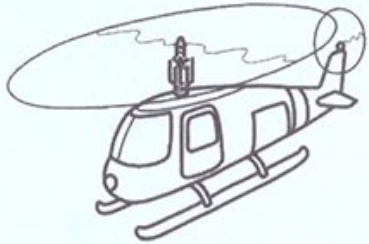
U

h

i

c

u











Cut out and match. Say.

B

J

Y




R

b

j

y

r









 Cut out, match, and say. Make sentences.

Q

V

is

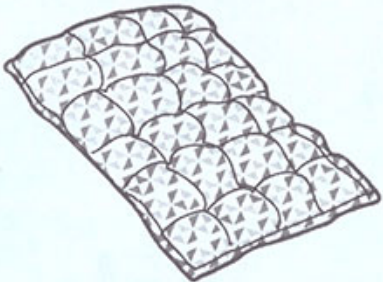

a

q

v

It

.











Trace and read. Cut out words, match, and paste.  
Choose a picture. Cut and paste. Draw the picture.



I

see

a



I



see



a




.




Trace, read, and draw. Read the sentences.

I see a



It is



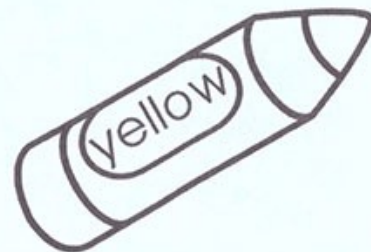


Cut out and make sentences. Read the sentences.

It

It

I



is

is

see



a

red

a



.

.

.












Look at the pictures. Cut out and paste the cards. Read the sentences.



The  is  the  .



on




The  is  the  .



in



Read, write, and draw. Read your sentences.




I see a \_\_\_\_\_.

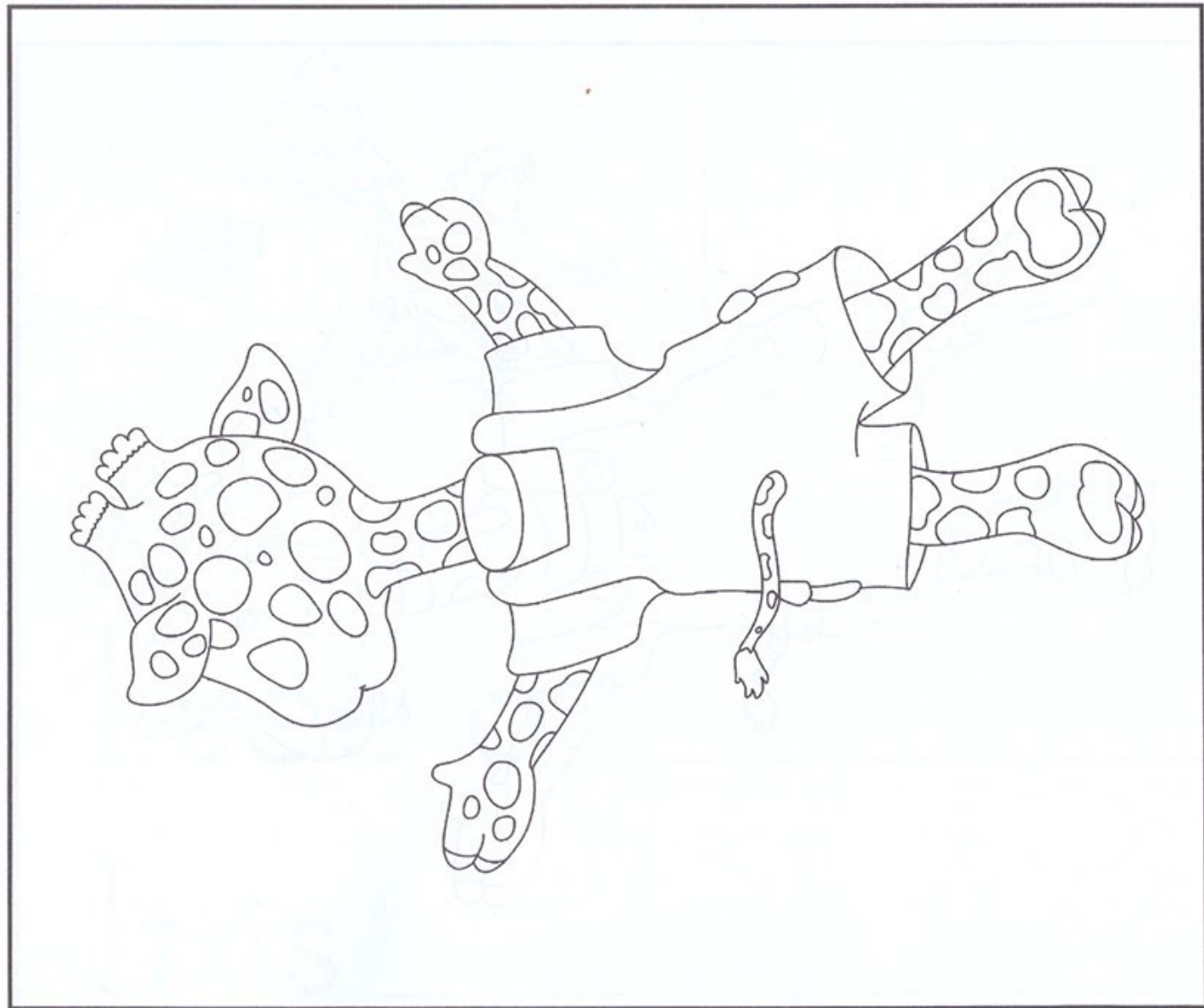
It is \_\_\_\_\_.



Color and cut out the puppet. Tape or paste the puppet to a stick.







# Pockets 3

Second  
Edition



Reach into *Pockets, Second Edition*, for a happy, productive English classroom! This popular four-level course for children aged two to five features an easy-to-use, five-step pedagogy that supports language acquisition and skills development.

## New to the second edition


- fun hands-on projects
- a values curriculum
- more math content
- dialogue-enhanced assessments
- photographs for a real-life connection
- student CD-ROMs
- new songs and chants
- a Reading and Writing Workbook with Teacher's Notes
- a new level for two-year-olds

## Components

- Student Book with CD-ROM (Levels 2 and 3)
- Workbook with Songs and Chants CD
- Reading and Writing Workbook (one for program)
- Interleaved Teacher's Edition
- Class Audio CD
- Large-format Picture Cards
- Large-format Posters
- Teacher's Bonus Pocket (one for program)
- Mascot Puppet
- Video (DVD) with Guide
- Big Book with Teacher's Notes
- Companion Website



Pockets Companion Website  
<http://www.pearsonlongman.com/pockets>



[Zabankadeonline.com](http://Zabankadeonline.com)

After *Pockets*,  
move on to *Backpack!*

ISBN-13: 978-0-13-603929-7  
ISBN-10: 0-13-603929-4



EAN

9 780136 039297