

Pockets 3

Second Edition



زبانکده آنلاین

Zabankadeonline.com

PEARSON Longman

Mario Herrera

Barbara Hojel

CD-ROM included

Pockets 3

Second
Edition



Mario Herrera

Barbara Hojel



Zabankadeonline.com

Pockets 3, Second Edition

Copyright © 2009 by Pearson Education, Inc.
All rights reserved.

No part of this publication may be reproduced, stored in a retrieval system, or transmitted in any form or by any means, electronic, mechanical, photocopying, recording, or otherwise, without the prior permission of the publisher.

Pearson Education, 10 Bank Street, White Plains, NY 10606

Staff credits: The people who made up the *Pockets, Second Edition* team, representing editorial, production, design, and manufacturing, are Rhea Banker, Iris Candelaria, Tracey Munz Cataldo, Christine Edmonds, Johnnie Farmer, Nancy Flagman, Yoko Mia Hirano, Christopher Leonowicz, Judy Li, Linda Moser, Barbara Sabella, Susan Saslow, and Mairead Stack.

Text design: Tracey Munz Cataldo

Text composition: TSI Graphics

Text font: Frutiger Bold

Illustrations: Luis Briseno, Luis Montiel, Mari Rodriguez, and Hugo Miranda Ruiz

Photos: Page 16 (boy running) © Pearson Learning Group, (hopscotch) © Pearson Scott Foresman; page 19 (alligator) © Jerry Young/Dorling Kindersley; page 28 (green brush) © Andy Crawford/Dorling Kindersley; pages 12, 24, 36, 48, 60, 72, 84, 96, 108 by David Mager; all others © clipart.com, dreamstime.com, iStock.com, photoobjects.net, and shutterstock.com

PEARSON LONGMAN ON THE WEB

Pearsonlongman.com offers online resources for teachers and students. Access our Companion Websites, our online catalog, and our local offices around the world.

Visit us at **pearsonlongman.com**.

ISBN-10: 0-13-603885-9
ISBN-13: 978-0-13-603885-6

Printed in China (CTPS/08)
8 9 10 -V0H3- 13 12 11

Consultants and Reviewers

Claudia Abraham, Pekitas, Mexico City, Mexico • **Celina Aceves**, Instituto Miguel Ángel, Guadalajara, Mexico • **Laura Acosta**, Colegio Quetzal, Mexico City, Mexico • **Lilia Argumedo**, Colegio Guadalupe, Mexico City, Mexico • **Elvia Badillo Chávez**, Universidad Anáhuac, Facultad de Educación, Centro de Asesoría Pedagógica, Mexico City, Mexico • **Rosa María Buerba Villegas**, ICIF México-Universidad Anáhuac, Mexico City, Mexico • **Consuelo Cadena Soria**, Escuela Mexicana Americana, Mexico City, Mexico • **Olga Calva**, Colegio Británico, Mexico City, Mexico • **Jacqueline Castillo**, CIMAT, Mexico City, Mexico • **Yoon Jung Choi**, Ewha Language School, Seoul, Korea • **Alma Georgina Cruz**, Fernando R. Rodríguez, Mexico City, Mexico • **Ruth Cruz**, Colegio Carmel, Mexico City, Mexico • **María del Consuelo Durán**, Escuela Mexicana Americana, Mexico City, Mexico • **Rosario Escalada**, Universidad Motolinia, Mexico City, Mexico • **Blanca E. García Robledo**, Kinder John F. Kennedy, Guadalajara, Mexico • **Edgar García Ruvalcaba**, Escuela Bertha Von Glummer, Guadalajara, Mexico • **Mónica García**, Instituto Pierre Faure, Guadalajara, Mexico • **Antonietta González**, IFIMAC, Guadalajara, Mexico • **Jennifer Huerta**, Monte Rosa, Mexico City, Mexico • **Irma Isabel Izquierdo**, Colegio Leonardo Da Vinci, Cancun, Mexico • **Ruth Jasso Valtierra**, Colegio Victoria Tepeyac, Mexico City, Mexico • **Helen Jean**, Hansol GEN, EFL R & D Director, Seoul, Korea • **Ana Langarica Rentería**, Centro Escolar del Tepeyac, Mexico City, Mexico • **Eun-Mi Lee**, Mokdong SLP, Seoul, Korea • **Lorena Patricia Lizardo**, Centro Educativo los Pinos, Guadalajara, Mexico • **Laura López de la Vega**, Colegio Miraflores, León, Mexico • **María Inés López**, FORMUS, Monterrey, Mexico • **Juanita Elvira Marroquín**, Instituto Regiomontano, Monterrey, Mexico • **Lucy Miranda**, Liceo Mexicano, Monterrey, Mexico • **Gabriela Muela**, Instituto Olimpia, Monterrey, Mexico • **Aida Nájera**, Bernardo de Balbuena, Mexico City, Mexico • **Margarita Natera**, Colegio Hispano Inglés, León, Mexico • **Marcela Reyes**, Colegio Reims, Mexico City, Mexico • **Angélica Ríos**, Nanny, Mexico City, Mexico • **Mariana Serralde**, Centro Educativo Monteverde, Cancun, Mexico • **María Fernanda Torres Romero**, Escuela Mexicana Americana, Mexico City, Mexico • **Bertha Vázquez**, Latin American School, Monterrey, Mexico • **Lucy Vergara**, Colegio Andersen, Mexico City, Mexico

Pearson Longman would like to thank the following schools for piloting *Pockets, Second Edition*:

Colegio Anglo Francés, Monterrey, Mexico • **Colegio Cervantes Colonias**, Guadalajara, Mexico • **Colegio Euterpe**, Monterrey, Mexico • **Colegio Highlands**, Monterrey, Mexico • **Colegio Himalaya**, Monterrey, Mexico • **Colegio Hispanoamericano**, León, Mexico • **Colegio Isabel La Católica**, Monterrey, Mexico • **Colegio Mexicano**, Monterrey, Mexico • **Colegio Mi Pequeño Sol**, León, Mexico • **Colegio Miraflores**, León, Mexico • **Instituto Damicis**, Puebla, Mexico • **Instituto Godwin**, Mexico City, Mexico • **Instituto Kilimanjaro**, Monterrey, Mexico • **Instituto Leonés**, León, Mexico • **Instituto Mexicano Madero**, Campus Toledo, Puebla, Mexico • **Instituto Mexicano Madero**, Campus Zavaleta, Puebla, Mexico • **Instituto Miguel Ángel**, Guadalajara, Mexico • **Instituto Olimpia**, Monterrey, Mexico • **Irish Valley Preschool**, Monterrey, Mexico • **Kinder Andes**, Mexico City, Mexico • **Kinder Edelweiss**, Mexico City, Mexico • **Oak Hill CECVAC Preschool**, Monterrey, Mexico • **Oxford Preschool**, Mexico City, Mexico • **Pinecrest Institute**, Mexico City, Mexico

Child Reviewers

Emily Bupp (4 years old) • **Kyle Shigeo Frommer** (4 years old) • **Cole Nam** (3 years old) • **Carlos Portillo Vázquez** (3 years old) • **Karla Portillo Vázquez** (5 years old) • **Marlee Reinmuth** (5 years old) • **Melissa Rodino** (5 years old) • **Veronika J. Volcjak** (3 years old) • **Nina Marie Williams** (4 years old)

Contents

1	People at School	2
2	I Am Healthy	14
3	Making Toys	26
4	Our Community	38
5	Let's Go to the Farm	50
6	What People Wear	62
7	At the Restaurant	74
8	Let's Go Somewhere	86
9	Going Camping	98

1

People at School

Listen and point. Say.





Listen, point, and say. Trace.



principal




secretary



gatekeeper



bus driver



cashier



music teacher



janitor




gym teacher



A7

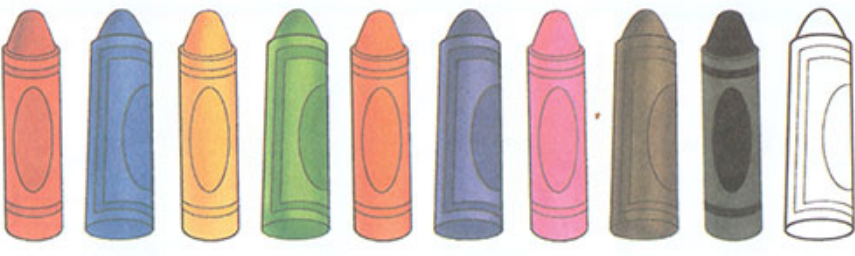



Listen and draw a line.





Count, trace, and write.

10 =  = 



10 _____



15 _____



11 _____



16 _____



12 _____



17 _____



13 _____



18 _____



14 _____






19 _____



A11



Listen and stick. Say.



Zabankadeonline.com

Practice: sounds of l, m, f, s



Trace and draw.



F f



L l



M m



S s






Cut and paste (page 111) and/or draw. Say.



Who do you see?

A large rectangular area with a green border. Inside, a giraffe wearing a pink shirt and green overalls is pointing towards a speech bubble that says "Who do you see?". The area is surrounded by various drawing and cutting tools like pencils, markers, scissors, and glue sticks.



© Pearson Education, Inc. All rights reserved.





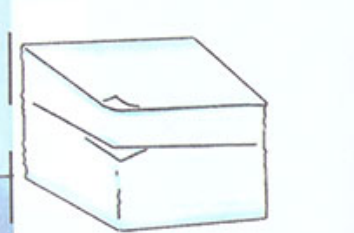





Cut and paste. Say.

Clean Up

Values



Application: Do What's Right

My School Bus

Paint. Cut and paste.




A14



Listen. Point and say. Draw a line. Stick.

Unit 1
GOOD
JOB!






He's the bus driver.
He drives the bus.



2

I Am Healthy

Listen and point. Say.





A17 Listen, point, and say. Trace.



sleeping



combing hair



exercising



eating healthy food



taking a shower



washing hands



using a tissue



brushing teeth



A20



Listen and circle.



They're exercising.

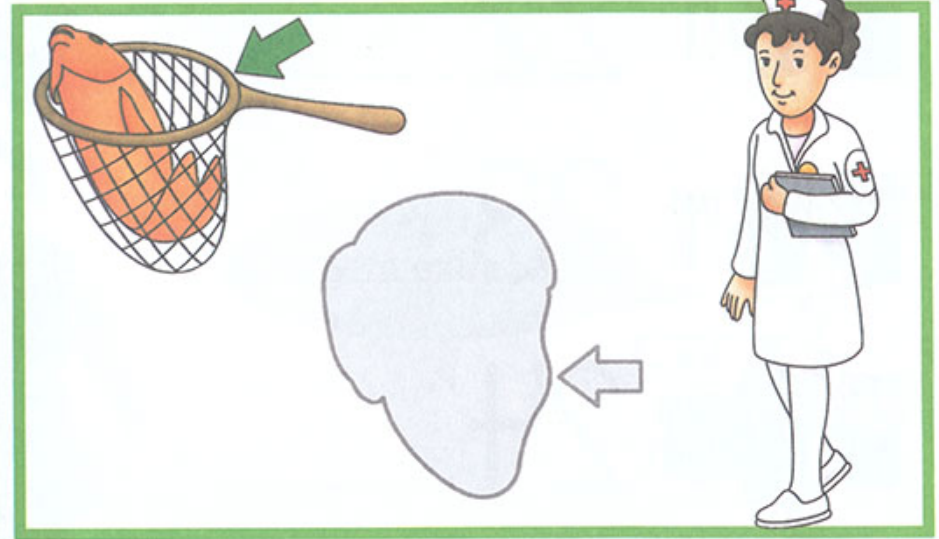





 Count, trace, and write.





Listen and stick. Say.





Trace and draw.



A a



T t



R r



N n





Sleep well.

© Pearson Education, Inc. All rights reserved.

4




Be Healthy

Brush your teeth.



1



Be Considerate





Connect the dots and color. Say.





My Crayon Box

Cut and paste. Decorate.





What is she doing?



Start



She's combing her hair.



3


Making Toys

Listen and point. Say.






Listen, point, and say. Trace.



boxes




paint



paintbrushes




tape




paper



markers



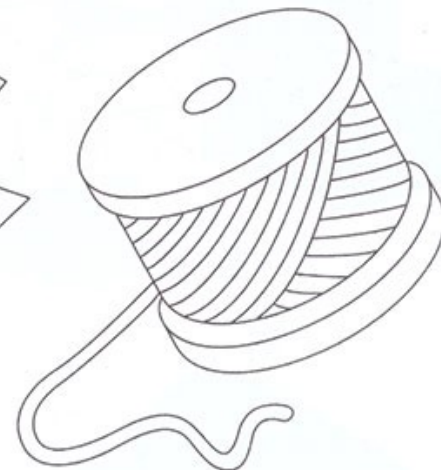
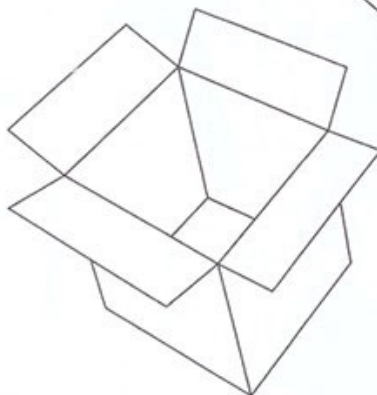
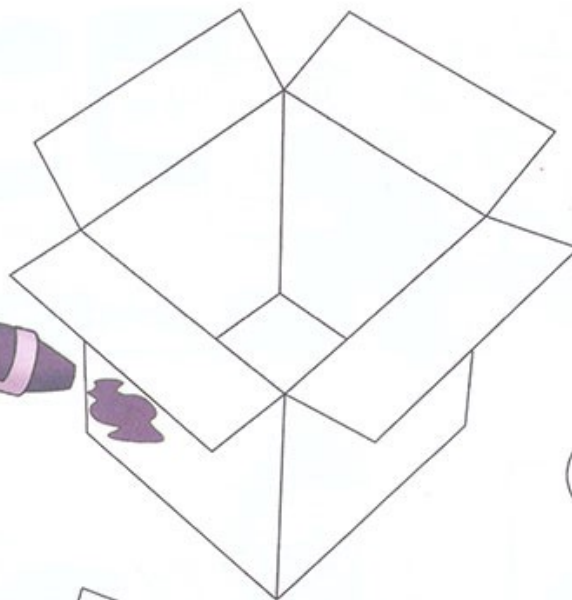
sticks




string



Look and color.



 Trace and draw.

30 =  =



31 


36 

32  _____


37  _____

33 

38 

34  _____

39  _____

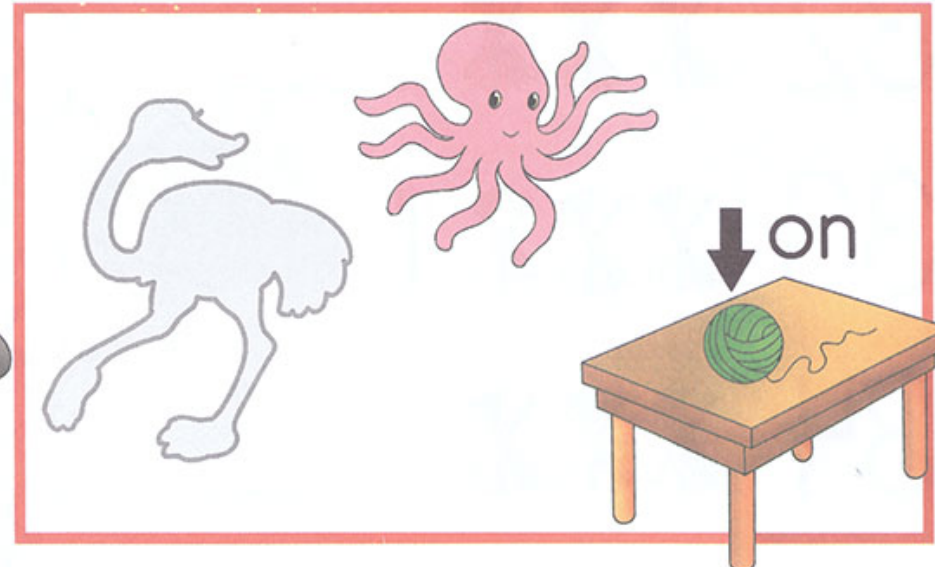



35  _____



A37



Listen and stick. Say.



 Trace and draw.



D d



E e



G g




O o






Cut and paste (page 115) and/or draw. Say.

I'm making
a puppet.



Oh, no!




© Pearson Education, Inc. All rights reserved.


A39

Toys

The octopus is on the elephant.




The duck is on
the octopus.



2

The monkey is
on the duck.





3



Cut and paste. Say.

Don't Be Wasteful


Values



Application: Do What's Right

My Kite

Paint and tie strings. Decorate.





Listen. Point, say, and circle. Stick.

Unit 3
GOOD
JOB!




What's this?

It's string.

4

Our Community

Listen and point. Say.



Doctor



Dentist



Grocery Store



Listen, point, and say. Trace.



dentist



gardener



nurse



salesperson



trash collector



firefighter



police officer



doctor

A45




Listen and draw a line.





Count. Trace or write.



41





43





45











48







Listen and stick. Say.





Trace and draw.



C c



H h



I i



U u





Cut and paste (page 117) and/or draw. Say.

Truck and Fire



Where are they?





I can help you!



Who Can Help?

A51

Meow!

Please come down.

© Pearson Education, Inc. All rights reserved.






Cut and paste. Say.

Cooperate




Let's work together.



My Finger Puppets

Cut, tape, and paste. Decorate.





Who's that?

He's the trash collector.



5

Let's Go to the Farm





Listen, point, and say. Trace.



barn



rooster



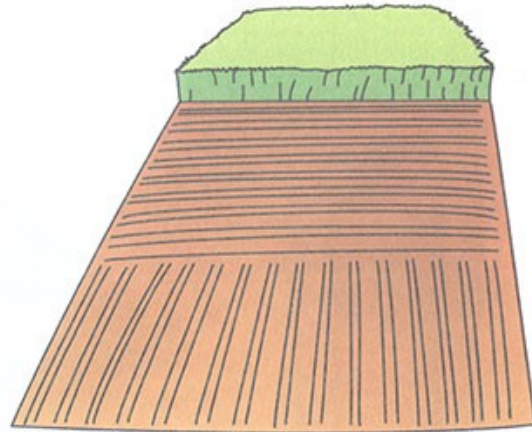
hen




cow




farmer



field



horse



sheep



A58






Listen and point. Draw a line.





Count and write. Trace.

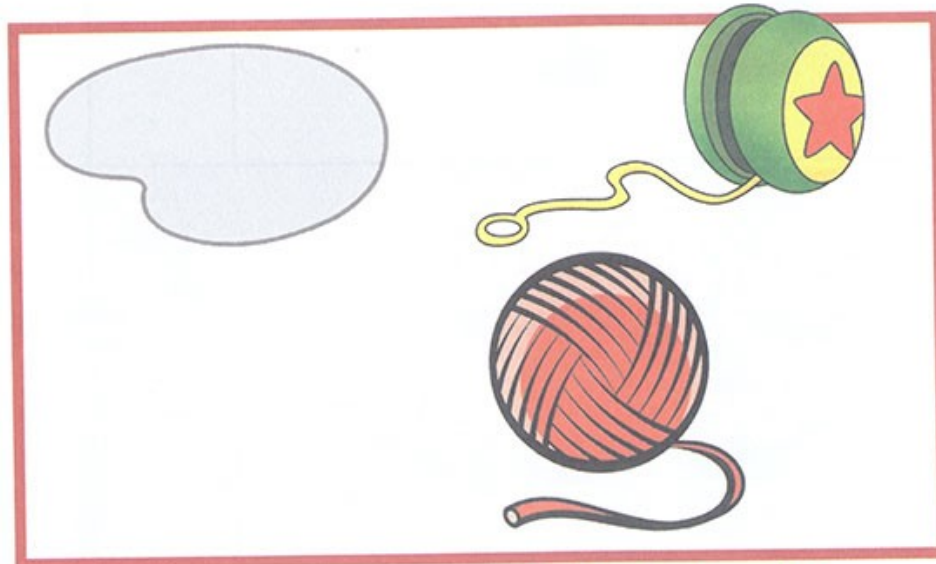


50 =



50 51 52 53 54 55 56 57 58 59



Listen and stick. Say.






Trace and draw.



B  b



J  j



Y  y




R  r







Cut and paste (page 117) and/or draw. Say.




Where is the horse?







Good morning!



The Farm

A65

Look!
Animals!



Work Hard

values




Cut and paste. Say.





My Sheep

Trace and cut. Paste.



A66




Listen. Point and say. Stick.



What do you see?

Unit 5
GOOD
JOB!



I see a barn.



Assessment

6

What People Wear

Listen and point. Say.





Listen, point, and say. Trace.



uniform



suit



necktie



blouse



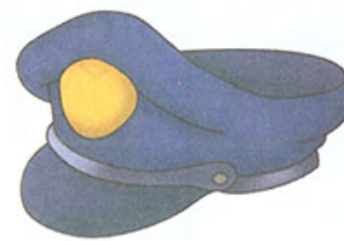
coat



necklace



vest








hat



Look and draw.



big				
bigger				



Count and write. Trace.

60 =




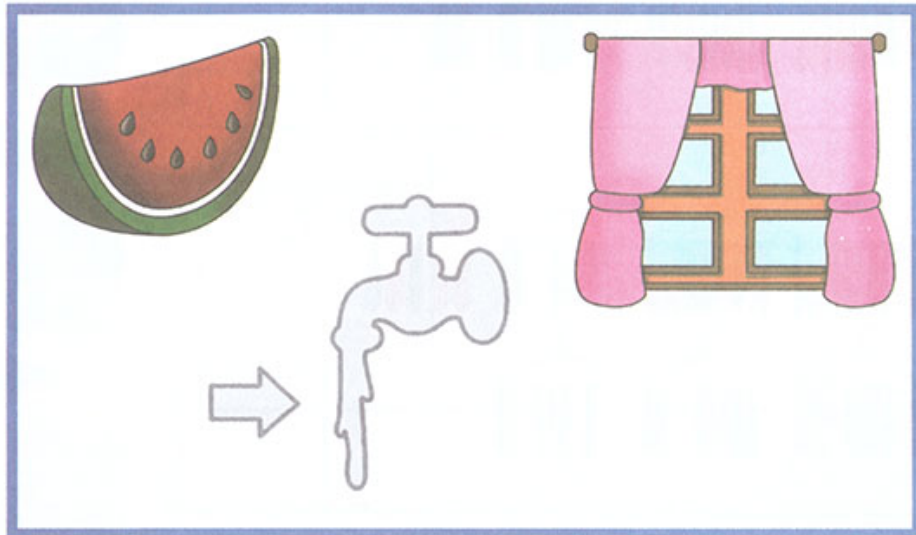


<input type="text"/>	<input type="text"/>

<input type="text"/>	<input type="text"/>

60 61 62 63 64 65 66 67 68 69



Listen and stick. Say.





Trace and draw.



K k




W w



X x



Z z






Cut and paste (page 119) and/or draw. Play with a partner.



What is he wearing?
What is she wearing?



© Pearson Education, Inc. All rights reserved.


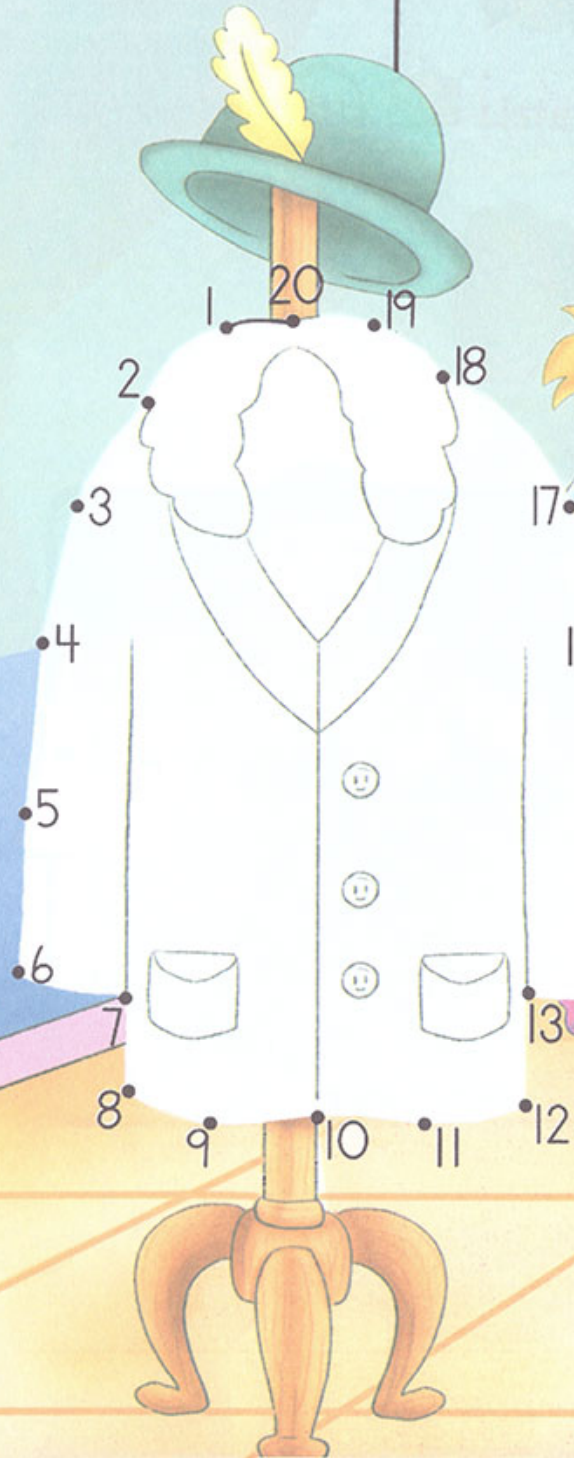






Connect the dots and color. Say.

Include Others



Our Clothes

Cut and decorate. Display.





Listen. Point, say, and circle. Stick.



What is she wearing?

She's wearing a blouse and pants.

7

At the Restaurant

Listen and point. Say.



I want cake, please.

- | | | | |
|---|-----------|---|---------|
|  | spaghetti |  | cookies |
|  | chicken |  | milk |
|  | corn | | |
|  | salad | | |
|  | fruit | | |
|  | cake | | |




Listen, point, and say. Trace.



waiter



waitress



menu



check



main dishes



fruit



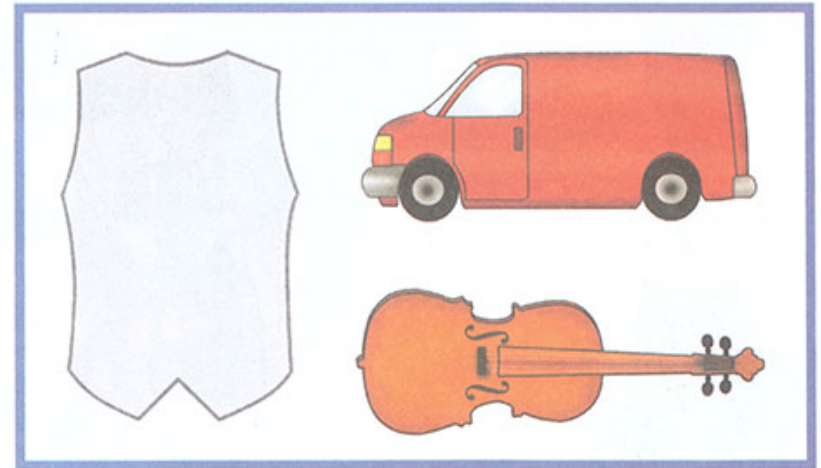
vegetables



desserts



Listen and stick. Say. Trace and draw.







Q q

V v

Zabankadeonline.com

 Trace. Count and match.



70 71 72 73 74 75 76 77 78 79



 Stick and say.

watermelon



soup



cake





B21

Listen and circle. Write the letter.



___ish




___ilk



___ake



___pple






___andwich



Cut and paste (page 121) and/or draw. Say.

What do you have?



<p data-bbox="388 324 808 470"> Menu </p> <p data-bbox="430 511 766 609">main dishes</p> <p data-bbox="430 933 745 1031">vegetables</p>	<p data-bbox="1449 511 1596 609">fruit</p> <p data-bbox="1407 933 1648 1031">desserts</p>
--	---

Restaurant




A happy  !

© Pearson Education, Inc. All rights reserved.



Let's Eat!

Restaurant





I want , please.

2



The cat wants , too.


3



Cut and paste. Say.




Do you want some carrots?



Share

Values





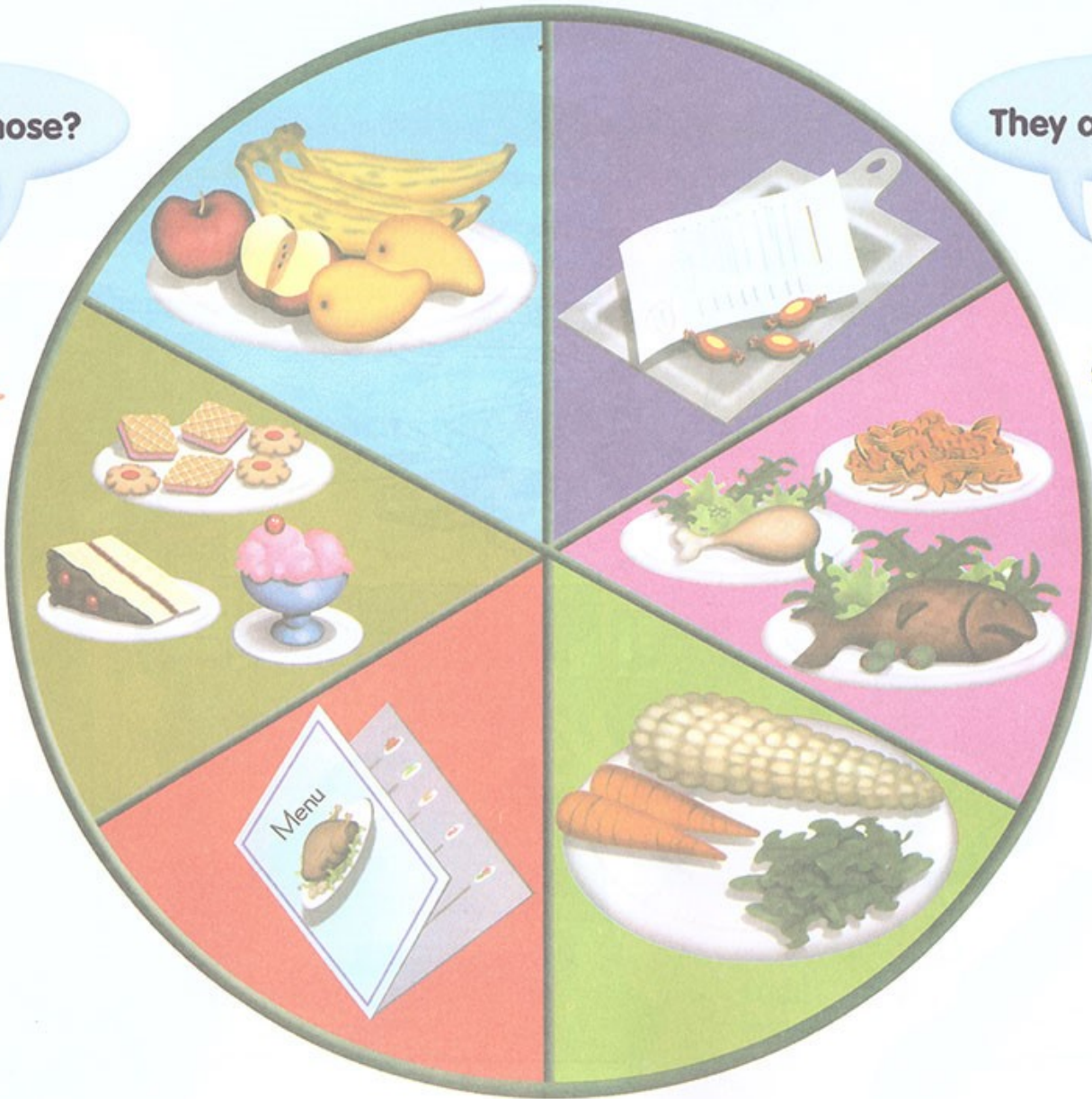
My Picture Frame

Paint and paste. Decorate.





What are those?



They are desserts.



Unit 7
GOOD
JOB!

8

Let's Go Somewhere

Listen and point. Say.






Listen, point, and say. Trace.



airport




beach



taxi stand




mountains



train station



amusement park



mall



bus station

B29



Listen and draw a line.



first

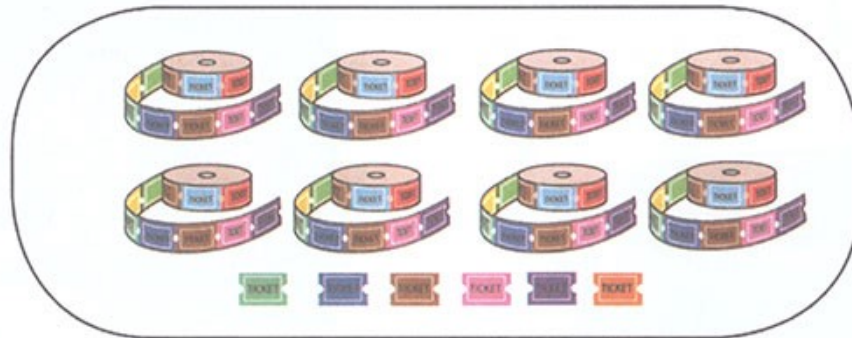
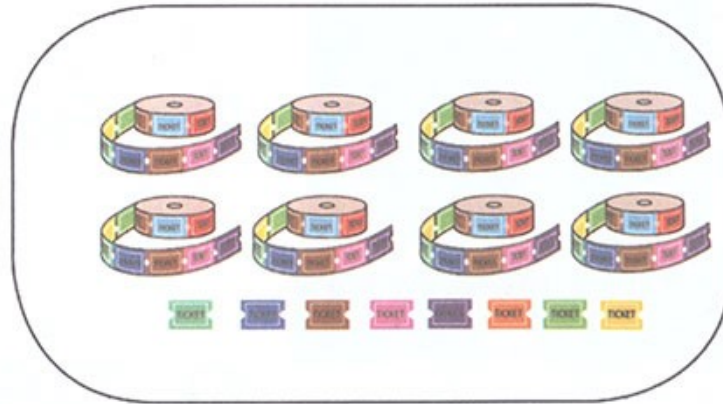
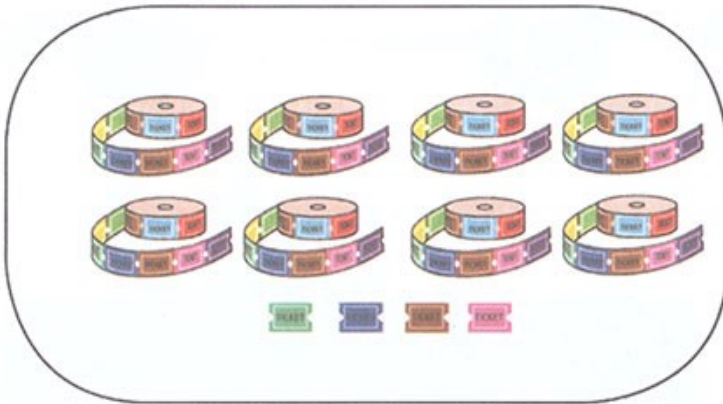

then

last



Trace. Count and match.


80 =



80 81 82 83 84 85 86 87 88 89




Trace and read.



a hotel



a taxi



a bus



a park



Practice: words

 Stick and say.



I see a  .

I see a  .

I see a  .

I see a  .




Cut and paste (page 123) and/or draw. Say.



Where is she going?
Where is he going?






Good-bye!




It is a





It is a
It is a



It is a
It is a





Be Careful





Cut and paste. Say.





My Airplane

Cut. Paste and decorate.



Listen. Point and say. Draw a line. Stick.

Unit 8
GOOD
JOB!



Where are you going?




I'm going to the bus station.



9

Going Camping

Listen and point. Say.






Listen, point, and say. Trace.



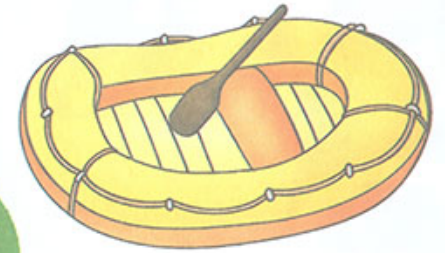
bucket



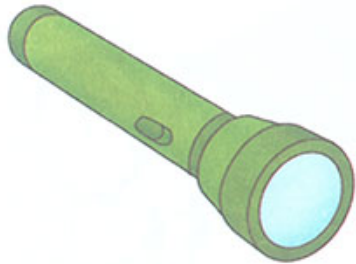
campfire



lake



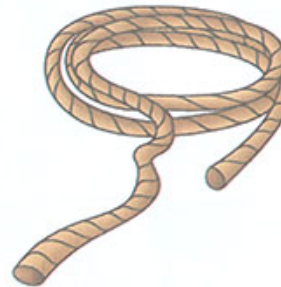
raft



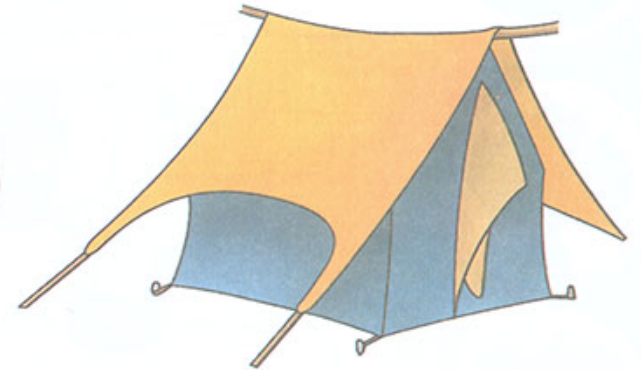
flashlight



rocks



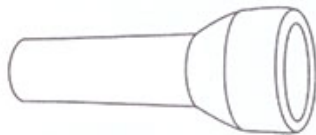
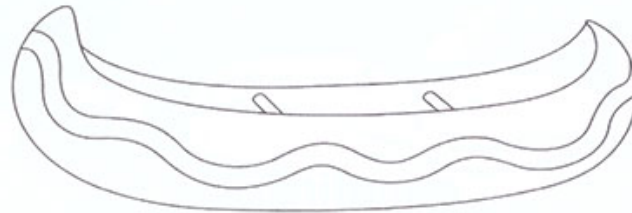
rope



tent



Look and color. Say.



The yellow rope is short.
The red rope is long.





Count and write. Trace.

90 =



100 =



90 91 92 93 94 95 96 97 98 99 100



Stick and say.



It is a



.



It is a



.



It is a



.



It is a



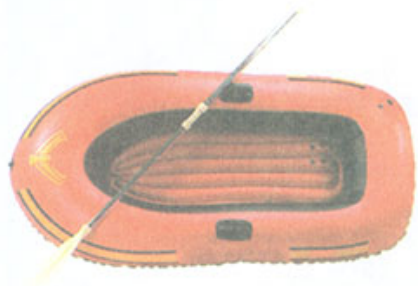
.



Trace and write. Say.



I see a



I see a raft






Cut and paste (page 125) and/or draw. Say.

Trace and write the text.


What are they doing?



This is fun!


4

© Pearson Education, Inc. All rights reserved.





I see a  .

1



I see a  .
It is  .



I see a  .
The  is on a  .


Listen to Your Parents

Values



Find and circle. Say.



Don't go into the forest.






My Pet Rock

Paint and decorate.






What do you see?



I see a lake
and a raft.





Good-bye!

✂ Cutouts for Page 8



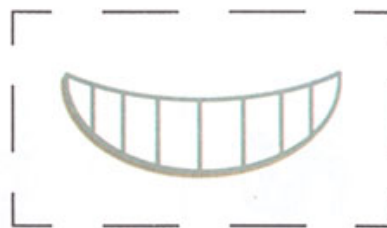
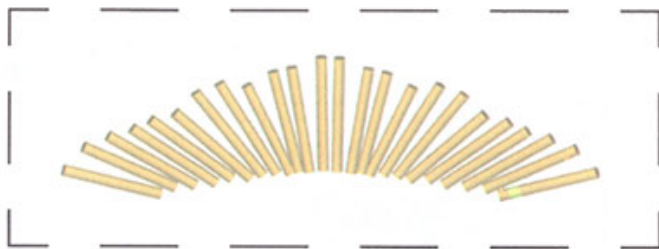
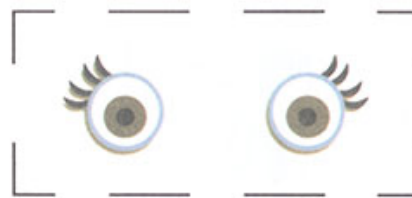
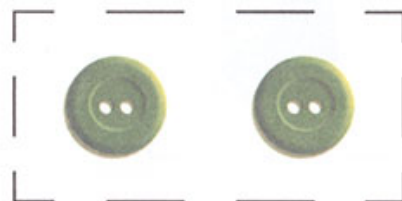


✂ Cutouts for Page 20





 Cutouts for Page 32




✂ Cutouts for Pages 44 and 56

Unit 4


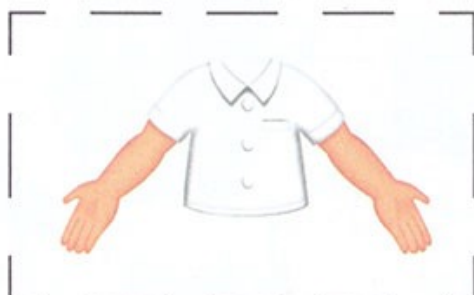


Unit 5










✂ Cutouts for Page 68





✂ Cutouts for Page 80



✂ Cutouts for Page 92






✂ Cutouts for Page 104







Pockets 3, Second Edition – Stickers


Unit 1
Page 6



Unit 2
Page 18




Unit 3
Page 30


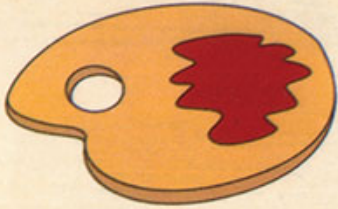


Pockets 3, Second Edition – Stickers

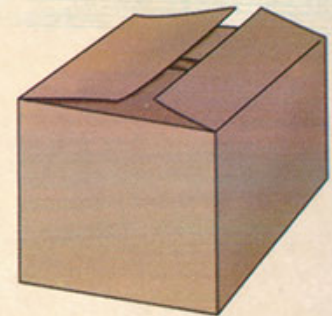
Unit 4
Page 42



Unit 5
Page 54



Unit 6
Page 66



Pockets 3, Second Edition – Stickers

Unit 7
Pages 76
and 78



Unit 8
Page 91



Unit 9
Page 102



Pockets 3, Second Edition – “Good Job!” Stickers



Pockets 3

Second
Edition



Reach into *Pockets, Second Edition*, for a happy, productive English classroom! This popular four-level course for children aged two to five features an easy-to-use, five-step pedagogy that supports language acquisition and skills development.

New to the second edition

- fun hands-on projects
- a values curriculum
- more math content
- dialogue-enhanced assessments
- photographs for a real-life connection
- student CD-ROMs
- new songs and chants
- a Reading and Writing Workbook with Teacher's Notes
- a new level for two-year-olds

Components

- Student Book with CD-ROM (Levels 2 and 3)
- Workbook with Songs and Chants CD
- Reading and Writing Workbook (one for program)
- Interleaved Teacher's Edition
- Class Audio CD
- Large-format Picture Cards
- Large-format Posters
- Teacher's Bonus Pocket (one for program)
- Mascot Puppet
- Video (DVD) with Guide
- Big Book with Teacher's Notes
- Companion Website



Pockets Companion Website
<http://www.pearsonlongman.com/pockets>



Zabankadeonline.com

After *Pockets*,
move on to *Backpack!*

ISBN-13: 978-0-13-603885-6
ISBN-10: 0-13-603885-9



EAN

9 780136 038856