

Second  
Edition

# Pockets 2



زبانکده آنلاین



Mario Herrera

Barbara Hojel

PEARSON  
Longman

CD-ROM  
included

# Pockets 2

Second  
Edition



Mario Herrera

Barbara Hojel



[Zabankadeonline.com](http://Zabankadeonline.com)

## Pockets 2, Second Edition

Copyright © 2009 by Pearson Education, Inc.  
All rights reserved.

No part of this publication may be reproduced, stored in a retrieval system, or transmitted in any form or by any means, electronic, mechanical, photocopying, recording, or otherwise, without the prior permission of the publisher.

Pearson Education, 10 Bank Street, White Plains, NY 10606

**Staff credits:** The people who made up the *Pockets, Second Edition* team, representing editorial, production, design, and manufacturing, are Rhea Banker, Iris Candelaria, Tracey Munz Cataldo, Christine Edmonds, Johnnie Farmer, Nancy Flaggman, Yoko Mia Hirano, Christopher Leonowicz, Judy Li, Linda Moser, Barbara Sabella, Susan Saslow, and Mairead Stack.

**Text design:** Tracey Munz Cataldo

**Text composition:** TSI Graphics

**Text font:** Frutiger Bold

**Illustrations:** Luis Briseno, Luis Montiel, Mari Rodriguez, and Hugo Miranda Ruiz

**Photos:** Pages 12, 24, 36, 48, 60, 72, 84, 96, 108 by David Mager; all others © clipart.com, dreamstime.com, iStock.com, photoobjects.net, and shutterstock.com

### PEARSON LONGMAN ON THE WEB

**Pearsonlongman.com** offers online resources for teachers and students. Access our Companion Websites, our online catalog, and our local offices around the world.

Visit us at **pearsonlongman.com**.

ISBN-10: 0-13-603878-6

ISBN-13: 978-0-13-603878-8

Printed in China (CTPS/07)

7 8 9 10-V0H3-13 12 11

## Consultants and Reviewers

**Claudia Abraham**, Pekitas, Mexico City, Mexico • **Celina Aceves**, Instituto Miguel Ángel, Guadalajara, Mexico • **Laura Acosta**, Colegio Quetzal, Mexico City, Mexico • **Lilia Argumedo**, Colegio Guadalupe, Mexico City, Mexico • **Elvia Badillo Chávez**, Universidad Anáhuac, Facultad de Educación, Centro de Asesoría Pedagógica, Mexico City, Mexico • **Rosa María Buerba Villegas**, ICIF México-Universidad Anáhuac, Mexico City, Mexico • **Consuelo Cadena Soría**, Escuela Mexicana Americana, Mexico City, Mexico • **Olga Calva**, Colegio Británico, Mexico City, Mexico • **Jacqueline Castillo**, CIMAT, Mexico City, Mexico • **Yoon Jung Choi**, Ewha Language School, Seoul, Korea • **Alma Georgina Cruz**, Fernando R. Rodríguez, Mexico City, Mexico • **Ruth Cruz**, Colegio Carmel, Mexico City, Mexico • **María del Consuelo Durán**, Escuela Mexicana Americana, Mexico City, Mexico • **Rosario Escalada**, Universidad Motolinía, Mexico City, Mexico • **Blanca E. García Robledo**, Kinder John F. Kennedy, Guadalajara, Mexico • **Edgar García Ruvalcaba**, Escuela Bertha Von Glummer, Guadalajara, Mexico • **Mónica García**, Instituto Pierre Faure, Guadalajara, Mexico • **Antonieta González**, IFIMAC, Guadalajara, Mexico • **Jennifer Huerta**, Monte Rosa, Mexico City, Mexico • **Irma Isabel Izquierdo**, Colegio Leonardo Da Vinci, Cancun, Mexico • **Ruth Jasso Valtierra**, Colegio Victoria Tepeyac, Mexico City, Mexico • **Helen Jean**, Hansol GEN, EFL R & D Director, Seoul, Korea • **Ana Langarica Rentería**, Centro Escolar del Tepeyac, Mexico City, Mexico • **Eun-Mi Lee**, Mokdong SLP, Seoul, Korea • **Lorena Patricia Lizardo**, Centro Educativo los Pinos, Guadalajara, Mexico • **Laura López de la Vega**, Colegio Miraflores, León, Mexico • **María Inés López**, FORMUS, Monterrey, Mexico • **Juanita Elvira Marroquín**, Instituto Regiomontano, Monterrey, Mexico • **Lucy Miranda**, Liceo Mexicano, Monterrey, Mexico • **Gabriela Muela**, Instituto Olimpia, Monterrey, Mexico • **Aida Nájera**, Bernardo de Balbuena, Mexico City, Mexico • **Margarita Natera**, Colegio Hispano Inglés, Leon, Mexico • **Marcela Reyes**, Colegio Reims, Mexico City, Mexico • **Angélica Ríos**, Nanny, Mexico City, Mexico • **Mariana Serralde**, Centro Educativo Monteverde, Cancun, Mexico • **María Fernanda Torres Romero**, Escuela Mexicana Americana, Mexico City, Mexico • **Bertha Vázquez**, Latin American School, Monterrey, Mexico • **Lucy Vergara**, Colegio Andersen, Mexico City, Mexico

Pearson Longman would like to thank the following schools for piloting *Pockets, Second Edition*:

**Colegio Anglo Francés**, Monterrey, Mexico • **Colegio Cervantes Colonias**, Guadalajara, Mexico • **Colegio Euterpe**, Monterrey, Mexico • **Colegio Highlands**, Monterrey, Mexico • **Colegio Himalaya**, Monterrey, Mexico • **Colegio Hispanoamericano**, León, Mexico • **Colegio Isabel La Católica**, Monterrey, Mexico • **Colegio Mexicano**, Monterrey, Mexico • **Colegio Mi Pequeño Sol**, León, Mexico • **Colegio Miraflores**, León, Mexico • **Instituto Damicis**, Puebla, Mexico • **Instituto Godwin**, Mexico City, Mexico • **Instituto Kilimanjaro**, Monterrey, Mexico • **Instituto Leonés**, León, Mexico • **Instituto Mexicano Madero, Campus Toledo**, Puebla, Mexico • **Instituto Mexicano Madero, Campus Zavaleta**, Puebla, Mexico • **Instituto Miguel Ángel**, Guadalajara, Mexico • **Instituto Olimpia**, Monterrey, Mexico • **Irish Valley Preschool**, Monterrey, Mexico • **Kinder Andes**, Mexico City, Mexico • **Kinder Edelweiss**, Mexico City, Mexico • **Oak Hill CECVAC Preschool**, Monterrey, Mexico • **Oxford Preschool**, Mexico City, Mexico • **Pincrest Institute**, Mexico City, Mexico

## Child Reviewers

**Emily Bupp** (4 years old) • **Kyle Shigeo Frommer** (4 years old) • **Cole Nam** (3 years old) • **Carlos Portillo Vázquez** (3 years old) • **Karla Portillo Vázquez** (5 years old) • **Marlee Reinmuth** (5 years old) • **Melissa Rodino** (5 years old) • **Veronika J. Volcjak** (3 years old) • **Nina Marie Williams** (4 years old)



# Contents

<b>1</b> At School .....	2
<b>2</b> Our Senses .....	14
<b>3</b> At the Fair .....	26
<b>4</b> People We Know .....	38
<b>5</b> Zoo Animals .....	50
<b>6</b> Clothes for All Weather .....	62
<b>7</b> Foods We Like .....	74
<b>8</b> Our Neighborhood .....	86
<b>9</b> The Sky .....	98

# 1


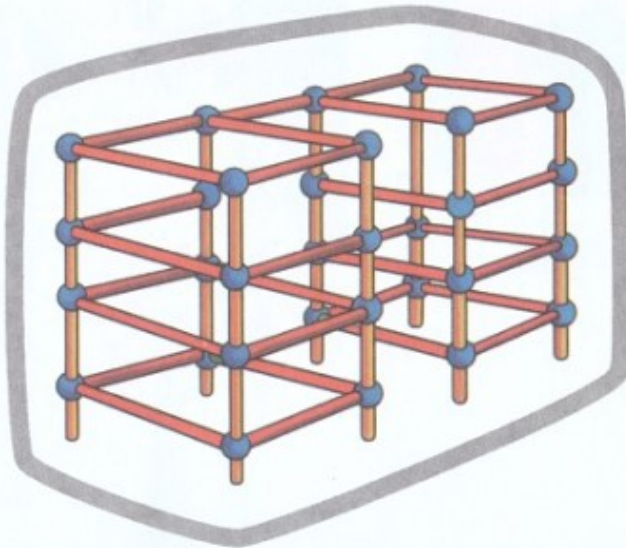
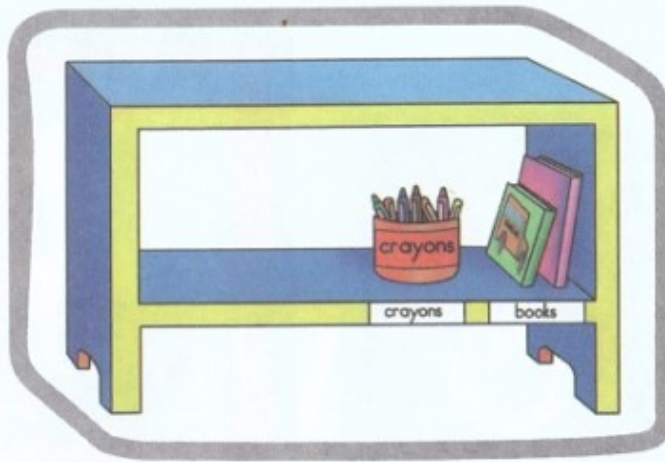
# At School

Listen and point. Say.






Listen, point, and say. Trace.



Presentation: book, shelf, scissors, jungle gym, hula hoop, ball



Trace and say. Find shapes and colors.





Find and say. Listen and circle.










Listen and say. Match and stick.

What's the name of your favourite book?



Practice: classroom objects

 Trace the path and say.



Practice: *in, out, up, down*/playground objects



Paste the Cutouts (page 111) and/or draw. Say.






# Outside and Inside




We play outside!

1



Time to go home!

4



Hello,  
teacher!



Hi! Come  
inside.



We work and  
play inside!



Choose, cut, and paste. Say.

# Work Together



values





# My Book

Tape and make holes. Tie a ribbon. Draw.



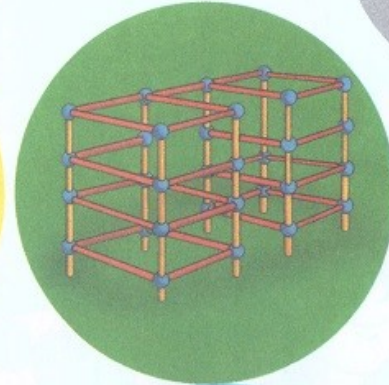
A12



Listen. Point and say. Stick.

Unit 1  
GOOD  
JOB!

It's a hula hoop.



Assessment



Unit 1  
13



# 2

# Our Senses

Listen and point. Say.





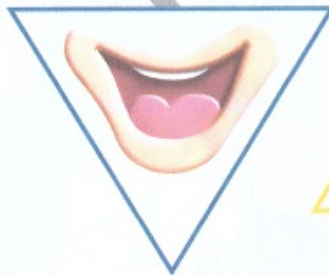
Listen, point, and say. Trace.



Presentation: *hear, see, smell, touch, taste*




Match and say.





Draw what they see, taste, smell, and touch. Say.








Listen and say. Stick. Trace and draw lines.





Color. Match and say.





Paste the Cutouts (page 111) and/or draw. Say.





 I taste! Mmmmm!



A23

# In My Backyard

 I hear!






 I see!

2







 I touch and I smell!

3





Choose, cut, and paste. Say.

# Listen to Your Teacher



# My Drum

Use a rubber band around wax paper and cut. Decorate.



A24



Listen. Spin and say. Stick.

Unit 2  
GOOD  
JOB!




I can hear  
a drum.



# 3



# At the Fair

Listen and point. Say.





Listen, point, and say. Trace.



Presentation: merry-go-round, airplane ride, clown, train ride, balloons, popcorn



 Color. Point and say. Match.



happy



sad




mad



scared



orange



red




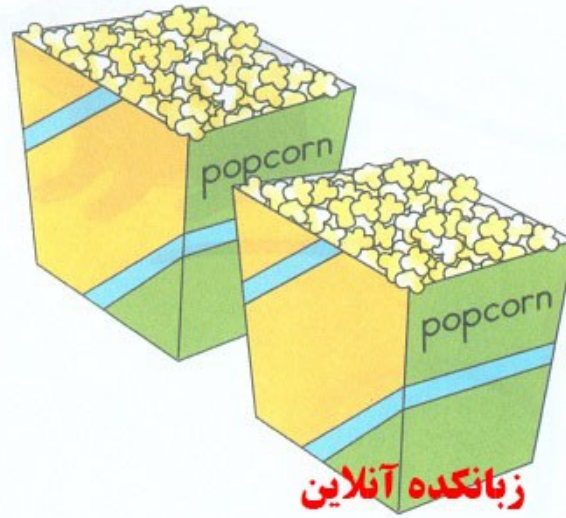
purple



blue



Count and trace. Say.







A32



Listen and say. Stick. Trace and draw lines.





Trace the lines in color. Say.

1.



2.



3.



4.




Practice: light/dark



Paste the Cutouts (page 113) and/or draw. Say.






Thank you, Mother!  
Thank you, Father!

4


© Pearson Education, Inc. All rights reserved.





I see a merry-go-round!

1



 I see clowns!



 I see balloons!  
I see an airplane ride!


Draw a balloon. Say.

Be Kind

Values



Ice Cream



Unit 3

35



Application: Do What's Right

Zabankadeonline.com



# My Train


Paint. Draw, cut, and decorate..




Listen. Point, say, and circle. Stick.

Unit 3  
GOOD  
JOB!

# Fun at the Fair



What is it?




It's a clown.



# 4

# People We Know

Listen and point. Say.






Listen, point, and say. Trace.



Presentation: *uncle, aunt, cousin, family, friend, neighbor*



Listen and say. Trace.



 Count and trace. Say.

5



6




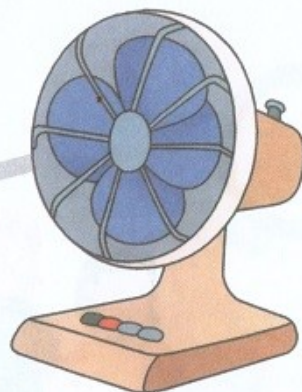

7



A46



Listen and say. Stick. Trace and draw lines.




42

Practice: sound /f/



Listen and say. Circle and cross out.

1.



2.




3.







Paste one frame (page 115) and draw your friend. Say.






 **Hi, Mom. This is Anna.  
She is my new friend!**



# Cousin Anna

 **Hi!**

 **Hello. Let's play.**






This is my  
cousin Anna.



Hello.



I like to  
swing.



I like to  
swing, too!



Cut and paste. Say.

# Tell the Truth



# My Friends

Cut and paste. Punch holes. Make a mobile.



A49



Listen. Point, say, and check. Stick.



Who is that?

That is a cousin.


Unit 4  
GOOD  
JOB!

Assessment


# 5

# Zoo Animals

Listen and point. Say.



elephants



seals




lions



zebras



giraffes






monkeys





Listen, point, and say. Trace.



Presentation: zebra, monkey, lion, seal, elephant, giraffe






Find and say. Listen and circle.





Count and trace. Say.

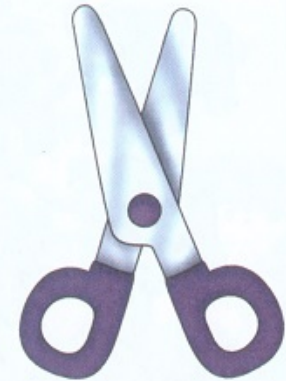





A57






Listen and say. Stick. Trace and draw lines.





Follow the paths and say.



Practice: He/She wants to see (zebras).



Choose and paste two Cutouts (page 117) and/or draw. Say.





Wow! Look!





Zabankadeonline.com



 I see two children.  
You and me!



 I see one  
elephant.

 I see two  
zebras.




I see two lions.



I see three seals.

2






I see four giraffes.

3




Choose, cut, and paste. Say.

Be Safe



# My Mask

Cut. Color and paste.



A62






Listen. Follow the path and say. Stick.

Unit 5  
GOOD  
JOB!

What do you see?

I see a zebra.



Assessment


Unit 5  
61



# 6

## Clothes for All Weather

Listen and point. Say.





Listen, point, and say. Trace.



Presentation: sweater, socks, shorts, underwear, bathing suit, raincoat



Listen and say. Trace.



sunny



windy




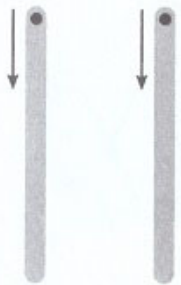
rainy



snowy




Count, trace, and say. Color.





Listen and say. Stick. Trace letters and draw lines.



fish



father

Ff



farmer



family

 Listen and say. Circle and cross out.

1.



2.



3.



4.



Practice: sounds




Choose and paste the Cutouts (page 119) and/or draw. Say.






 I see your bathing suit!

 Me too! It's on the doll!

© Pearson Education, Inc. All rights reserved.

# The Bathing Suit



 Hi!

 Hi. Come in.






2



Let's swim!



Okay!  
Where's your  
bathing suit?



Is it in your  
closet?



No. Where  
is it?

3



# Take Care of Your Things

Color the boy's sweater. Say.



# My Snowman


Fill the sock and make 3 parts. Decorate.






Listen. Point, say, and circle. Stick.

Unit 6  
GOOD  
JOB!



What is it?




It's a sweater.

# 7





# Foods We Like

Listen and point. Say.





Listen, point, and say. Check.





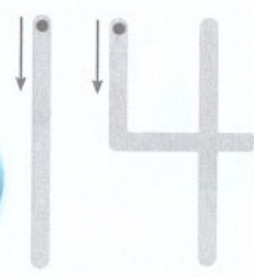



Circle the same items and cross out others. Say.





Count and draw one more. Trace and say.



zabankadeonline.com

Practice: numbers

Zabankadeonline.com

Unit 7

77






Listen and say. Stick. Trace letters and draw lines.




soda




sun

Ss



sandwich



seal



Listen and say. Draw and say.

1.



2.



3.



4.





Choose and paste the Cutouts (page 121) and/or draw. Say.



Zabankadeonline.com




I like soup and corn!

4

© Pearson Education, Inc. All rights reserved.



# Dinner



I'm hungry.



I'm hungry, too!

1




I like salad!



I like soup!

2



I like  
corn!




I like corn, too!  
Look! They are  
the same!

3



Circle the foods you want. Say.

# Be Polite




Thank you.

You're welcome.

HOT DOGS

# My Sandwich

Cut, put together, and paste.



B22



Listen. Point and say. Stick.

Unit 7  
GOOD  
JOB!

What do you want to eat?

I want soup  
and salad.



Assessment

Unit 7  
85




# 8


# Our Neighborhood

Listen and point. Say.


Fire Station



Hospital



Restaurant

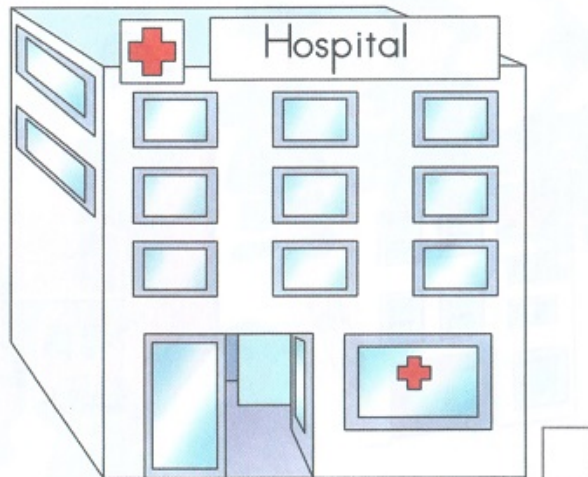



Post Office






Listen, point, and say. Check.



Presentation: restaurant, fire station, fire truck, ambulance, hospital, post office




 Trace lines and say.






Count and draw one more. Trace and say.





Listen and say. Stick. Trace letters and draw lines.

Mm




milk



mother



moon



mouse




Look and draw.

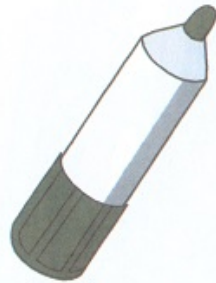
1.



2.





3.






Choose and paste the Cutouts (page 123) and/or draw. Say.



[Zabankadeonline.com](http://Zabankadeonline.com)




 Thank you.

 You're welcome.

© Pearson Education, Inc. All rights reserved.



# The Toy Hospital


 Oh no! Look! My doll!





 I see a hospital.



 Please help me.

 OK.

# Keep Places Clean

Values



Cut and paste. Say.





Your turn. Draw, cut, and paste.





# Our Street

Cut, paste, and draw.






Listen. Draw the paths and say. Stick.

Unit 8  
GOOD  
JOB!

Where is the ambulance going?

It's going to the hospital.



Assessment

9





# The Sky

Listen and point. Say.





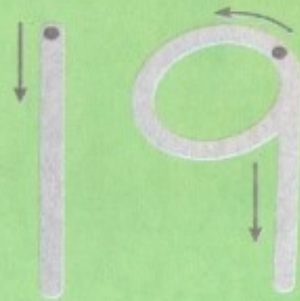
**Listen, point, and say. Check.**



Presentation: clouds, sun, lightning, moon, stars, rainbow




Count the flowers and draw one more. Trace and say.






Count and draw one more. Trace and say.








Listen and say. Stick. Trace letters and draw lines.



lion



lollipop



lemonade




Listen and say. Trace. Draw.

1. Mm



2. Ss



3. Ll




4. Ff





Choose and paste the Cutouts (page 125) and/or draw. Say.



Wow! Look!



[Zabankadeonline.com](http://Zabankadeonline.com)



**Look! A rainbow!**



**Wow! A rainbow!**



B46

# The Rainstorm



**Look at the clouds!**



**I see a duck!**



Uh, oh! I see rain!



I feel rain!

2



Run!



We see lightning!

3

# Respect Nature

Values



Draw more butterflies. Say.



Unit 9




107

Application: Do What's Right

[Zabankadeonline.com](http://Zabankadeonline.com)

# Our Rainbow

Draw. Paint with your hands.



B47



Listen. Follow the path and say. Stick.



Unit 9  
GOOD  
JOB!




What do  
you see?



I see clouds.





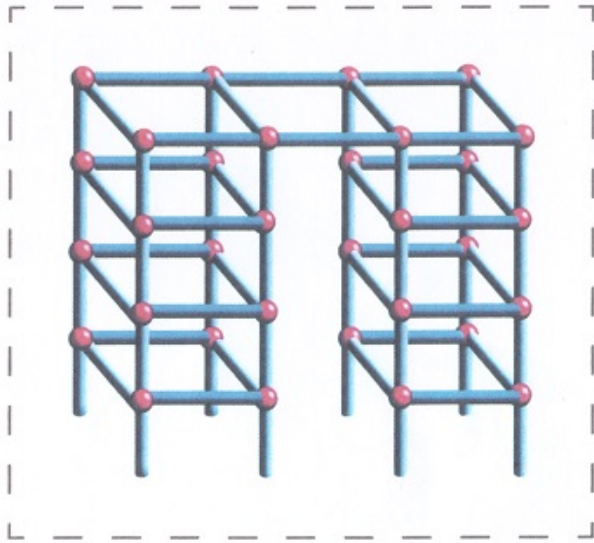




Good-bye!

زبانکده آنلاین

✂ Cutouts for Page 8



✂ Cutouts for Page 20






✂ Cutouts for Page 32



[Zabankadeonline.com](http://Zabankadeonline.com)












✂ Cutouts for Page 56












✂ Cutouts for Page 68



Zabankadeonline.com






✂ Cutouts for Page 80







Customer Service

✂ Cutouts for Page 92





✂ Cutouts for Page 104



Zabankadeonline.com











# Pockets 2, Second Edition – Stickers

Unit 1  
Page 6




Unit 3  
Page 30

Unit 2  
Page 18



# Pockets 2, Second Edition – Stickers


Unit 4  
Page 42



Unit 6  
Page 66




Unit 5  
Page 54




# Pockets 2, Second Edition – Stickers

Unit 7  
Page 78



Unit 8  
Page 90



Unit 9  
Page 102



## Pockets 2, Second Edition – “Good Job!” Stickers



# Pockets 2

Second  
Edition



Reach into *Pockets, Second Edition*, for a happy, productive English classroom! This popular four-level course for children aged two to five features an easy-to-use, five-step pedagogy that supports language acquisition and skills development.

## New to the second edition

- fun hands-on projects
- a values curriculum
- more math content
- dialogue-enhanced assessments
- photographs for a real-life connection
- student CD-ROMs
- new songs and chants
- a Reading and Writing Workbook with Teacher's Notes
- a new level for two-year-olds



Pockets Companion Website  
<http://www.pearsonlongman.com/pockets>

## Components

- Student Book with CD-ROM (Levels 2 and 3)
- Workbook with Songs and Chants CD
- Reading and Writing Workbook (one for program)
- Interleaved Teacher's Edition
- Class Audio CD
- Large-format Picture Cards
- Large-format Posters
- Teacher's Bonus Pocket (one for program)
- Mascot Puppet
- Video (DVD) with Guide
- Big Book with Teacher's Notes
- Companion Website

زبانکده آنلاین



Zabankadeonline.com

After *Pockets*,  
move on to *Backpack*!

ISBN-13: 978-0-13-603878-8  
ISBN-10: 0-13-603878-6

