


Workbook

Second
Edition

Pockets 1



Audio CD
included

PEARSON
Longman

Mario Herrera

Barbara Hojel

zabankadeonline.com

Workbook

Pockets ①

Second
Edition



Mario Herrera

Barbara Hojel



PEARSON
Longman

**Pockets 1, Second Edition
Workbook**

Copyright © 2009 by Pearson Education, Inc.
All rights reserved.

No part of this publication may be reproduced, stored in a retrieval system, or transmitted in any form or by any means, electronic, mechanical, photocopying, recording, or otherwise, without the prior permission of the publisher.

Pearson Education, 10 Bank Street, White Plains, NY 10606

Staff credits: The people who made up the *Pockets, Second Edition* team, representing editorial, production, design, and manufacturing, are Rhea Banker, Iris Candelaria, Tracey Munz Cataldo, Christine Edmonds, Johnnie Farmer, Nancy Flaggman, Yoko Mia Hirano, Christopher Leonowicz, Judy Li, Linda Moser, Barbara Sabella, Susan Saslow, and Mairead Stack.

Text design: Tracey Munz Cataldo

Text composition: TSI Graphics

Text font: Frutiger Bold

Illustrations: Javier Montiel

PEARSON LONGMAN ON THE WEB

Pearsonlongman.com offers online resources for teachers and students. Access our Companion Websites, our online catalog, and our local offices around the world.

Visit us at **pearsonlongman.com**.

ISBN-13: 978-0-13-603906-8

ISBN-10: 0-13-603906-5

Printed in China (CTPS/04)

4 5 6 7 8 9 10 -VOH3- 13 12 11 10


Contents

① My Classroom	2
② My Body	10
③ My Toys	18
④ My Family	26
⑤ Our Pets	34
⑥ My Clothes	42
⑦ Party Food	50
⑧ Around My Home	58
⑨ Nature Around Us	66
Happy Monkey Puppet	75
Certificate	77

1

My Classroom

Trace and color. Say.



2

Warm Up

zabankadeonline.com


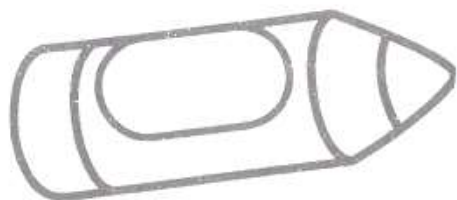
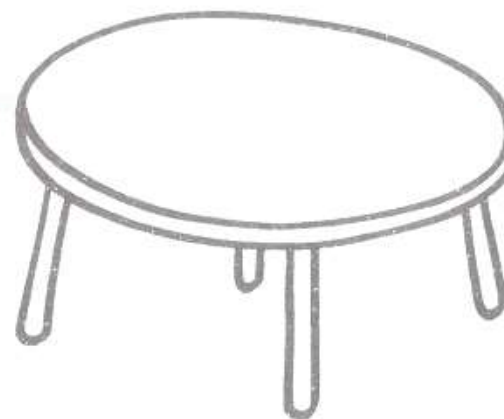
Trace and color. Say.




Trace. Find more *circles* and color them.




Trace and say.



Trace and color. Say.



Color. Paste or draw more *circles*.





My Values

Who is neat? Circle the boy or girl.



My Classroom

Point to each picture or shape and say. Draw yourself.




Assessment

2

My Body


Trace and color. Say.



Trace and color. Say.



Trace and color. Say.




زبانکده آنلاین

12




Practice

Trace and say. Match the *noses*.






Paste paper on the crayon. Color and say.






Paste yarn or sticks for the *arms* and *legs*. Point and say.



My Values



Draw your face and hair or paste in your photo.



My Body

Point to each picture or shape and say. Draw yourself.


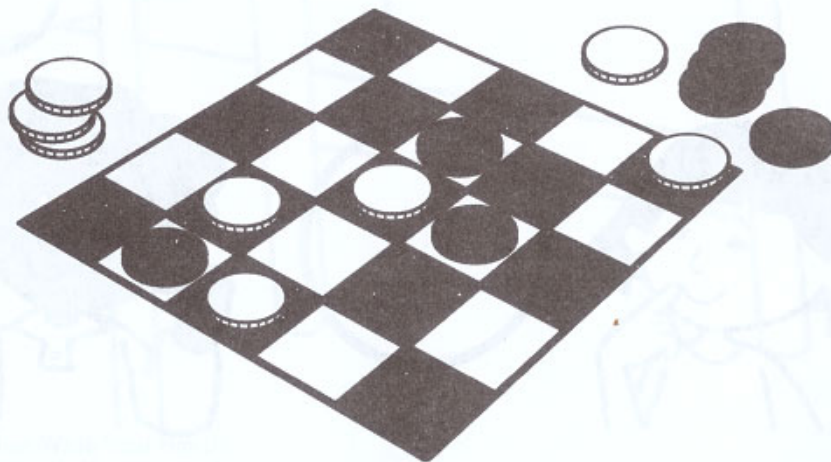
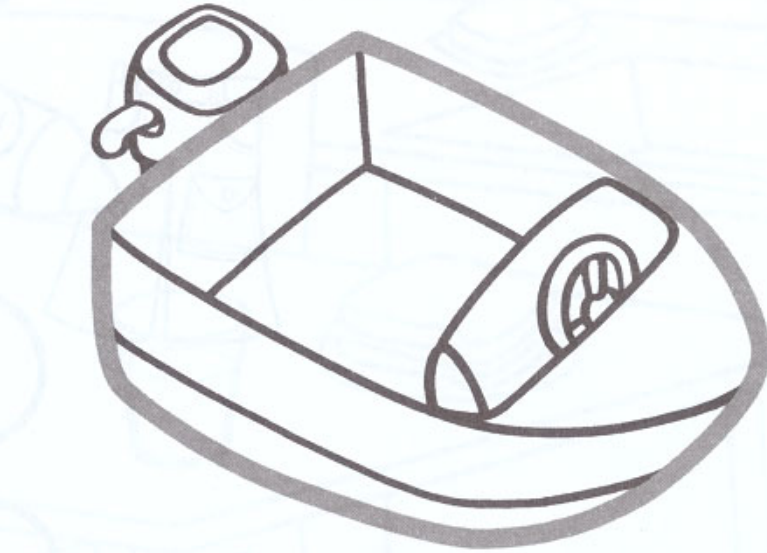


Assessment


3

My Toys

Trace and color. Say.



Trace and color. Say.



Trace and color. Say.



Trace and draw lines to the toys.






Paste paper on the crayon. Color and say.



Trace and color. Draw another toy.




zabankadeonline.com

Practice




Who is sharing? Color them.

My Values



My Toys

Point to each picture or shape and say. Draw your favorite toy.




Assessment


4

My Family


Trace and color. Say.



Trace and color. Say.



Trace and say. Color.



Trace. Draw lines between other family members. Say.



zabankadeonline.com




Practice



Paste paper on the crayon. Color and say.



Color and say.






My Values

Draw your family or paste in a photo.




زبانکده آنلاین



My Family



Point to each picture or shape and say. Draw your family.




5

Our Pets

Trace and color. Say.




Trace and color. Say. *a fish is*





Trace and say. Paste paper.



Trace. Draw and color a *fish* in the bowl.






Paste paper on the crayon. Color and say.



Trace. Match and color the shapes. Say.



My Values

Color the pet.



Our Pets

Point to each picture or shape and say. Draw your favorite pet.




6

My Clothes


Trace and color. Say.




Trace and color. Say.




zabankadeonline.com



Trace and color. Say.




Trace and draw lines from children to clothes. Say.






Paste paper on the crayon. Color and say.




Color the clothes and say. Draw shoes.





My Values

Who is helping? Circle the boy or girl.



My Clothes


Point to each picture or shape and say. Draw your favorite clothes.



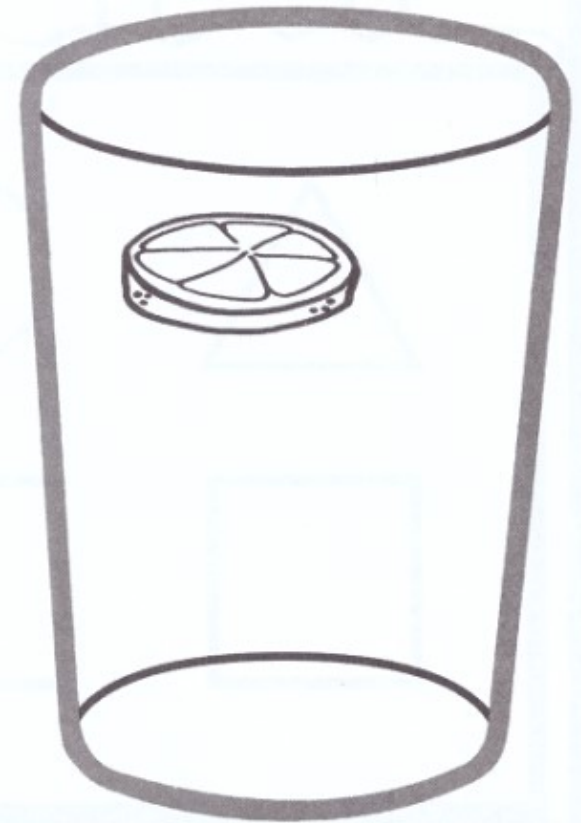
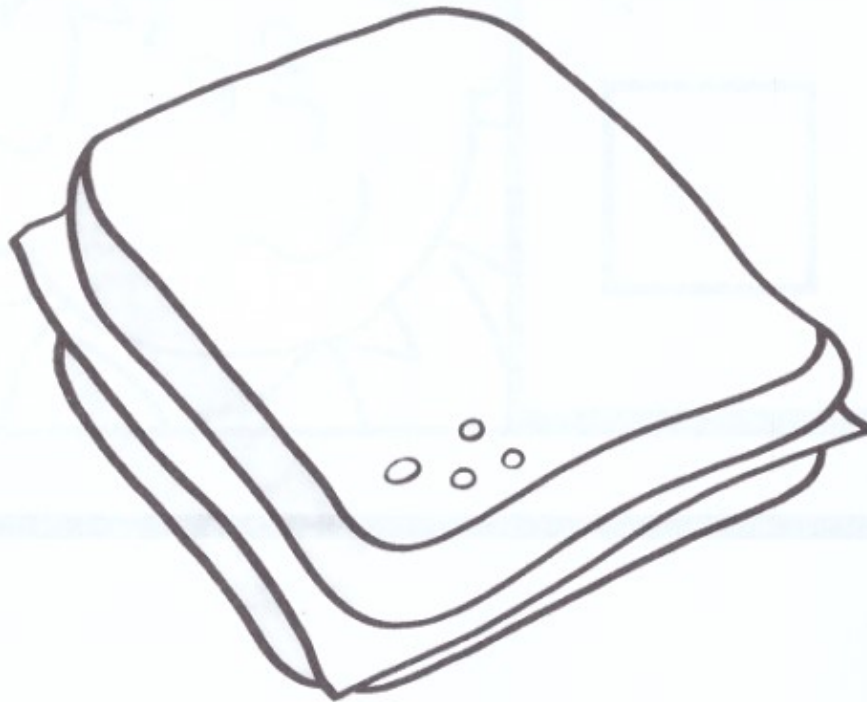
7

Party Food

Trace and color. Say.



Trace and color. Say.






Trace and paste paper. Say.



zabankadeonline.com

Trace. Color the shapes and say.






Paste paper on the crayon. Color and say.



Match shapes to foods. Color.



زبانکده آنلاین

My Values

Who is taking turns? Color them.




Party Food

Point to each picture or shape and say. Draw your favorite food.





Assessment

Trace and color. Say.




Trace and say. Color.





Trace. Paste paper on the *apartments*.



Point and say what you see. Color.




zabankadeonline.com


Practice



Paste paper on the crayon. Color and say.



Trace and draw lines to make more swings. Color.






My Values

Draw your face and hair or paste in a photo.



Around My Home

Point to each picture or shape and say. Draw your home.




Assessment

Unit 8
65

9

Nature Around Us

Trace and color. Say.





Trace and color. Say. Paste a paper sun.




zabankadeonline.com

Presentation

Unit 9
67


Trace and color. Point and say.



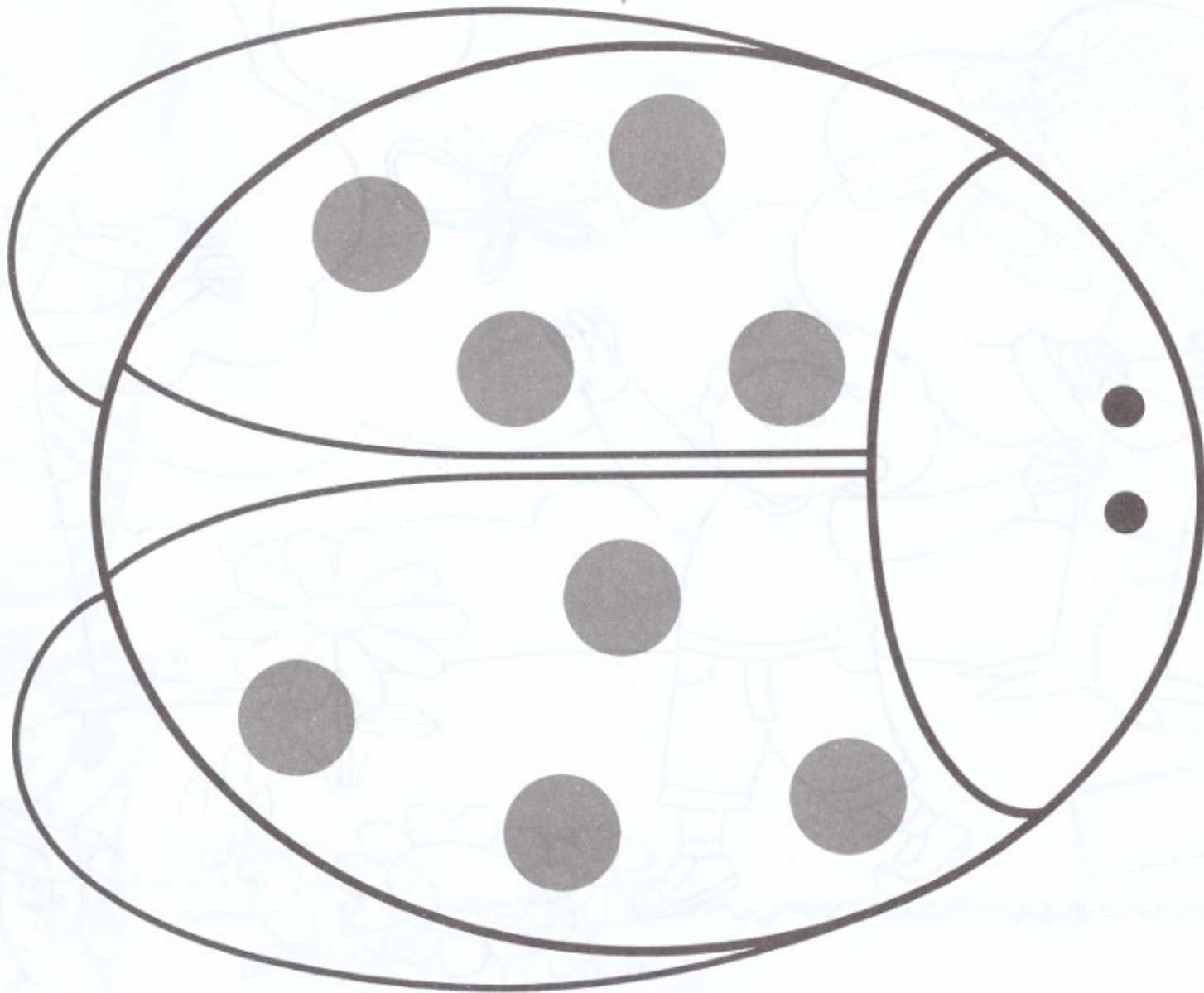
Draw *bugs*. Point and say. Color.



Color and say.




Color. Paste paper on the *ladybug's* spots.






My Values

Color the things you like in nature. Say.



Nature Around Us


Point to each picture or shape and say. Draw a *tree*.



zabankadeonline.com


Assessment

Paint and say.




Color the puppet. Tape or paste the puppet to a stick.

zabankadeonline.com



Color the back of the puppet. Tape or paste to a stick.



has finished Pockets 1 Workbook.



Pockets 1

Second
Edition



Reach into *Pockets, Second Edition*, for a happy, productive English classroom! This popular four-level course for children aged two to five features an easy-to-use, five-step pedagogy that supports language acquisition and skills development.

New to the second edition

- fun hands-on projects
- a values curriculum
- more math content
- dialogue-enhanced assessments
- photographs for a real-life connection
- student CD-ROMs
- new songs and chants
- a Reading and Writing Workbook with Teacher's Notes
- a new level for two-year-olds



Pockets Companion Website
<http://www.pearsonlongman.com/pockets>

Components

- Student Book with CD-ROM (Levels 2 and 3)
- Workbook with Songs and Chants CD
- Reading and Writing Workbook (one for program)
- Interleaved Teacher's Edition
- Class Audio CD
- Large-format Picture Cards
- Large-format Posters
- Teacher's Bonus Pocket (one for program)
- Mascot Puppet
- Video (DVD) with Guide
- Big Book with Teacher's Notes
- Companion Website



After *Pockets*,
move on to *Backpack*!

zabankadeonline.com

